B·O·A·C

TIMETABLE

OF SPEEDBIRD WORLD ROUTES



30 YEARS EXPERIENCE



SCHEDULES · FARES · REGULATIONS

EFFECTIVE 1st OCTOBER, 1949

UNTIL FURTHER NOTICE

BRITISH OVERSEAS AIRWAYS CORPORATION

B·O·A·C

TIMETABLE

OF SPEEDBIRD WORLD ROUTES

30 YEARS EXPERIENCE

SCHEDULES · FARES · REGULATIONS

YOU CAN BOOK THROUGH

NO BOOKING FEE

B·O·A·C

TIMETABLE

OF SPEEDBIRD WORLD ROUTES

30 YEARS EXPERIENCE

SCHEDULES · FARES · REGULATIONS

EFFECTIVE 1st OCTOBER, 1949

UNTIL FURTHER NOTICE

BRITISH OVERSEAS AIRWAYS CORPORATION

MAIN OFFICES

Abadan	B.O.A.C., c/o Staff Dept., Anglo-Iranian Oil Co. Ltd., Abadan Telephone: 6759 Telegrams: Angliran, Abadan
Accra	W.A.A.C., Station Road, P.O. Box 529, Accra, Gold Coast Telephone: Accra 1040/1 Telegrams: Westafair, Accra
Addis Ababa	Gellatly, Hankey & Co. (Sudan) Ltd., Col. Wingate Street Telephone: Addis Ababa 1613, 1183/4/5 Telegrams: Speedbird, Addis Ababa
Aden	Mitchell, Cotts & Co. (M.E.) Ltd., 28/85a The Crescent, Steamer Point Telephone: Aden 528 Telegrams: Mitcotts, Aden Crater Booking Office Telephone: Aden 589
Alexandria	B.O.A.C., 15 Place Saad Zaghloul, P.O. Box 1008, Alexandria Telephone: 28881 & 22837 Telegrams: British Overseas Airways, Alexandria
Asmara	Societa Transporti Aerei Internazionali Riuniti, 185 Corso Italia Telephone : 928 & 5161 B.O.A.C., Asmara Civil Airport Telephone: Airport Exchange Exts.: 31, 44 & 46 Telegrams: Speedbird, Asmara
Auckland	T.E.A.L., Central Booking Office, Airways House, Customs Street East, P.O. Box 2201, Auckland, C.1., N.Z. Telephone: 30203 Telegrams: Tasmanair Auckland
Augusta	B.O.A.C., Marine Airport of Augusta (Siracusa), Sicily Telephone: Augusta 1 & 27 Telegrams: Speedbird, Augusta
Baghdad	Iraqi Airways, 443/1/9d Al Rashid Street Telephone: 4891 Telegrams: Iraqi Airways, Baghdad
Bahrain	B.O.A.C., Bahrain Island, Persian Gulf Telephone: Manama 27 & 47 Telegrams: Speedbird, Bahrain
Bangkok	Borneo Co. Ltd., Air Booking Centre, Trocadero Hotel Building, Suriwongse Road Telephone: 31381 & 30468 Telegrams: Speedbird, Bangkok or Bornair, Bangkok
Basra	B.O.A.C., Margil Airport Telephone: Margil 06286 & 06385 Telegrams: British Overseas Airways, Basra
Batavia	W. M. Colvill & Co., Kali Besar West 43, Batavia-Stad, Indonesia Telephone: Batavia 1977 Telegrams: Colvill, Batavia
Bermuda	B.O.A.C., Airways House, 59 Front Street, Hamilton Telephone: Bermuda 3011/3 & 3030 Telegrams: Speedbird, Bermuda
Bombay	B.O.A.C., Air Booking Centre, The Taj Mahal Hotel Telephone: 35815 Telegrams: Speedbird, Bombay
Cairo	B.O.A.C., Air Booking Centre, 2 Sharia Bustan, Kasr El Nil Telephone: Cairo 49745/7 & 49990/9 Telegrams: British Overseas Airways, Cairo
Calcutta	B.O.A.C., Air Booking Centre, 41 Chowringhee (Entrance Middleton Street) Telephone: PK.3670/5 Telegrams: Speedbird, Calcutta
Chicago	B.O.A.C., 37 South Wabash Avenue Telephone: Franklin 2-3987 Telegrams: Speedbird, Chicago
Colombo	James Finlay & Co. Ltd., 63 Queen Street, P.O. Box 59, Colombo Telephone: Colombo 2268 Telegrams: Speedbird, Colombo
Damascus	Karnak National Tourist Co., 22 Fouad First Street Telephone: 17-15 Telegrams: Karnak, Damascus
Dar-es-Salaam	E.A.A.C., Azania Front, P.O. Box 543, Dar-es-Salaam, Tanganyika Telephone: 825 Telegrams: Airservice, Dar-es-Salaam
Darwin	Q.E.A., Darwin Hotel, 35 Mackay Street Telephone: Darwin 350 Telegrams: Qantas, Darwin
Delhi	B.O.A.C., The Imperial Hotel, Suite 27, Ground Floor, North End Telephone: 7356 Telegrams: Speedbird, New Delhi
Gander	B.O.A.C., Newfoundland Airport Telephone: Gander Airport Exchange Telegrams: Speedbird, Gander
Glasgow	See Prestwick
Hargeisa	Mitchell, Cotts & Co. (M.E.) Ltd., Hargeisa Telephone: 71 Telegrams: Speedbird, Hargeisa
Hong Kong	Jardine Matheson & Co. Ltd., 6/8 Chater Road Telephone: Hong Kong 27765/66 Telegrams: Speedbird, Hong Kong
Iwakuni	B.C. Air Station, British Commonwealth Occupation Force, Iwakuni Telephone: Military Exchange, Iwakuni Telegrams: Speedbird, Iwakuni
Jeddah	Gellatly, Hankey & Co. (Saudi Arabia) Ltd., P.O. Box 5, Jeddah Telephone: 113/4 Telegrams: Gellatly, Jeddah
Jibuti	Gellatly, Hankey & Co. (Sudan) Ltd., P.O. Box 85, Jibuti Telephone: Through Jibuti Exchange Telegrams: Speedbird, Jibuti
Johannesburg	S.A.A. and B.O.A.C., Southern Africa Headquarters, Maritime House, Loveday Street Telephone: Johannesburg 33-0051 Telegrams: Railplane, Johannesburg
Kamaran Island	B.O.A.C., c/o Commissioner of Kamaran, Kamaran Island, Red Sea Telegrams: Flying, Kamaran
Kampala	E.A.A.C., Kampala Road, P.O. Box 523, Kampala Telephone: 325/326 Telegrams: Airservice, Kampala
Kano	W.A.A.C., 5b Bank Road, P.O. Box 11, Kano, N. Nigeria Telephone: Kano 66 Telegrams: Westafair, Kano
Karachi	B.O.A.C., Air Booking Centre, Kutchery Road Telephone: Karachi 5247 Telegrams: Speedbird, Karachi
Khartoum	B.O.A.C., 32/41 Wingate Avenue Telephone: Khartoum 2700 Telegrams: Speedbird, Khartoum
Kisumu	E.A.A.C., Kisumu Hotel, P.O. Box 15, Kisumu, Kenya Telephone: Airport Kisumu 64 Hotel Kisumu 20 Telegrams: Flying, Kisumu
Kuwait	Yusuf A. Alghanim, Kuwait Telephone: 361 Telegrams: Speedbird, Kuwait
Lagos	W.A.A.C., Airways House, 161 Broad Street, The Marina Telephone: Lagos 873 Telegrams: Westafair, Lagos
London	B.O.A.C., Airways Terminal, Buckingham Palace Road, S.W.1. Telephone: Victoria 2323 Telegrams: Speedbird, London* B.O.A.C., 75 Regent Street, W.1. Telephone: Victoria 2323 Telegrams: Speedbird, London* *Telegrams (Inland): Speedbird, Wire, London
Los Angeles	B.O.A.C., Security Title Building, 530 W. 6th Street Telephone: Vandike 8176/7/8 Telegrams: Speedbird, Los Angeles
Luxor	B.O.A.C., Luxor Telephone: Luxor 5 Telegrams: Speedbird, Luxor
Malta	Malta Airways Co. Ltd., Phoenicia Hotel, The Mall, Valetta Telephone: Central 5392 Telegrams: Airtours, Malta
Manila	Warner Barnes & Co. Ltd., Soriano Building Telephone: 2-98-58 & 2-98-59 Telegrams: Speedbird, Manila
Mogadishu	Mitchell, Cotts & Co. (E. Africa) Ltd., Corso Vittorio Emanuele III P.O. Box 22, Mogadishu, Somaliland Telephone: Through Mogadishu Exchange Telegrams: Speedbird, Mogadishu
Montreal	B.O.A.C., Montreal Airport, Dorval, P.Q. Telephone: Walnut 7721 Telegrams: Speedbird, Montreal City Office: Laurentien Hotel, Montreal 2, P.Q. Telephone: Lancaster 4212
Nairobi	E.A.A.C., Shell House, Delamere Avenue, P.O. Box 1010, Nairobi Telephone: Nairobi 2592/3/4 Telegrams: Airservice, Nairobi E.A.A.C., Eastleigh Aerodrome Telephone: Nairobi 2611/2
New York	B.O.A.C., 420 & 422 Madison Avenue, N.Y.17 (Booking Office) Telephone: Plaza 5-5960 Telegrams: Speedbird, New York
Nicosia	Hull Blyth & Co. Ltd., P.O. Box 244, 1 Onasagoras Street, Nicosia, Cyprus Telephone: Nicosia 730 & 731 Telegrams: Speedbird, Nicosia
Port Sudan	Gellatly, Hankey & Co. (Sudan) Ltd., P.O. Box 17 & 243, Port Sudan Telephone: Port Sudan 233 Telegrams: Gellatly, Port Sudan
Prestwick	B.O.A.C., Prestwick Airport, Ayrshire Telephone: Prestwick 7272 or Glasgow Central 1244 & 1245 Telegrams: Speedbird, Prestwick
Rangoon	B.O.A.C., P.O. Box No. 933, 622 Merchant Street, Rangoon Telephone: South 560-1018-1019 Telegrams: Speedbird, Rangoon
Rome	Aerolinee Italiane Internazionali (Alitalia) Via L. Bissolati 13, 15 & 17 Telephone: Rome 43530, 471622 Telegrams: Alipass, Rome
Salisbury	C.A.A.C., Airlines Terminal, Grand Hotel Annex, Speke Avenue Telephone: 4299-4551 Telegrams: Airways, Salisbury
San Francisco	B.O.A.C., 347 Stockton Street, San Francisco 8 Telephone: Exbrook 2-3214 Telegrams: Speedbird, San Francisco
Shanghai	Jardine Matheson & Co. Ltd., 1 Peking Road (East) Telephone: 15290 Telegrams: Speedbird, Shanghai
Shannon	B.O.A.C., Shannon Airport, Rineanna Telephone: Shannon 104 Telegrams: Speedbird, Rineanna
Singapore	Malayan Airways, Ocean Building Telephone: 5021 Telegrams: Terbang, Singapore Qantas Empire Airways Limited, Raffles Hotel Telephone: 5451 Telegrams: Speedbird, Singapore
Southampton	B.O.A.C., Terminal Building, Berth 50 Telephone: Southampton 3811 Telegrams: Speedbird, Southampton
Sydney	Q.E.A., Shell House, Margaret Street Telephone: BX1161 Telegrams: Qantas, Sydney
Tehran	B.O.A.C., Hotel Ferdousi, 150 Avenue Ferdousi Telephone: Tehran 5811 & 6583 Telegrams: Speedbird, Tehran
Tel Aviv	B.O.A.C., Room No. 5, Hotel Yarden, Ben Yehouda St. 130 Telephone: 4142 Telegrams: Speedbird, Tel Aviv
Tokyo	B.O.A.C., Room 107, Naka Seventh Building, Avenue Y Telephone: 23-0300 Telegrams: Speedbird, Tokyo
Toronto	B.O.A.C., Colonial Building, 11 King Street, West Telephone: Adelaide 4323 Telegrams: Speedbird, Toronto
Tripoli	B.O.A.C., Tripoli Civil Airport, Castel Benito Telephone: Castel Benito 2839 Telegrams: Speedbird, Castel Benito
Vaaldam	B.O.A.C., P.O. Box, Deneysville, Vaalbank Dam, O.F.S. Telephone: Deneysville 15/17 Telegrams: Speedbird, Deneysville
Victoria Falls	B.O.A.C., Victoria Falls, S. Rhodesia Telephone: Livingstone 490 Telegrams: Speedbird, Victoria Falls
Wadi Halfa	Sudan Airways, Wadi Halfa Telephone: Wadi Halfa 18 Telegrams: Sudanair, Wadi Halfa
Washington	B.O.A.C., 1124 Connecticut Avenue, N.W. Washington 6 Telephone: Executive 3944/5/6 Telegrams: Speedbird, Washington
Yokohama	B.O.A.C., 21 Yamashita Cho Telephone: Yokohama 27218 Telegrams: Speedbird, Yokohama

Printed in Great Britain.

49/9/109M/9/Sun

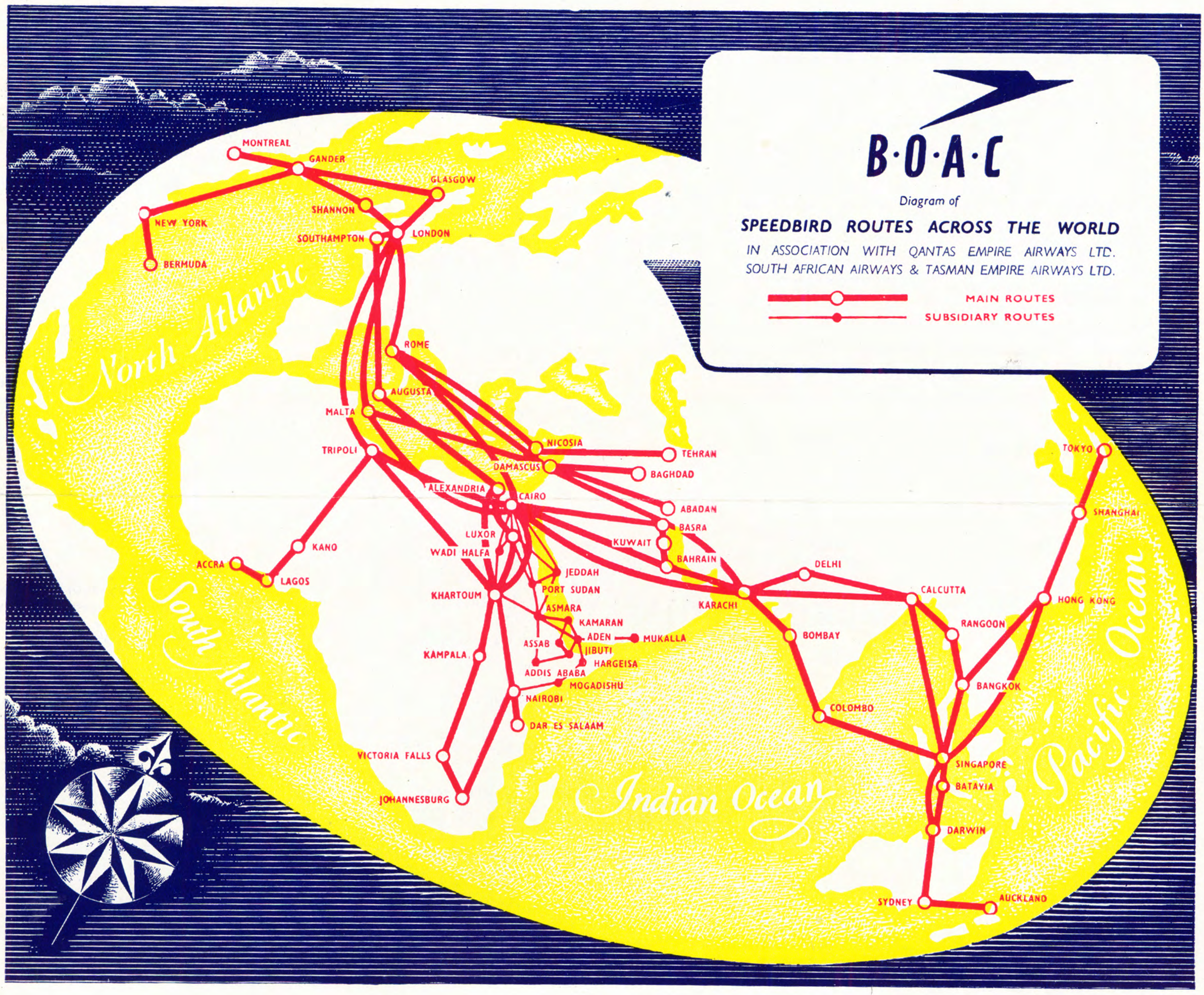

HOW TO USE THIS TIMETABLE

Turn to pages 4/9 and look for the origin and destination points required. Note Weekly Service Frequency between these two points and the fares or freight rates applicable. The last column shows which timetable covers the route.

When reading the timetables, all times on the left of the route read DOWNWARDS and those on the right read UPWARDS. Symbols denoting days of departure and arrival are explained at the foot of each timetable page.

THE INFORMATION IN THIS TIMETABLE IS SUBJECT TO ALTERATION WITHOUT NOTICE. PLEASE CONSULT YOUR TRAVEL AGENT

ABBREVIATIONS

A.A.	Aden Airways.
A.A.L.	American Airlines Inc.
A.I.I.	Air India International.
A.I.L.	Air India Ltd.
B.A.	Bharat Airways.
B.C.P.A.	British Commonwealth Pacific Airlines Ltd.
B.E.A.C.	British European Airways Corporation.
B.O.A.C.	British Overseas Airways Corporation.
C.A.A.	Central African Airways Corporation.
E.A.	Eagle Airlines.
E.A.A.C.	East African Airways Corporation.
E.A.L.	Eastern Air Lines.
H.K.A.	Hong-Kong Airways Ltd.
I.A.	Iraqi Airways.
I.A.C.	Iranian Airways Company.
I.N.A.	Indian National Airways Ltd.
I.S.A.	Iranian State Airlines.
M.A.L.	Malayan Airways Ltd.
MISR	Misr Airlines S.A.E.
N.A.C.	New Zealand National Airways Corporation.
N.E.A.	Northeast Airlines.
N.W.A.	Northwest Airlines.
O.A.	Orient Airways Ltd.
PAK AIR	Ltd.
Q.E.A.	Qantas Empire Airways Ltd.
S.A.A.	South African Airways.
SKY	Skyways (East Africa) Ltd.
T.A.A.	Trans-Australia Airlines.
T.C.A.	Trans-Canada Air Lines.
T.E.A.L.	Tasman Empire Airways Ltd.
T.W.A.	Trans-World Airlines.
U.A.L.	United Air Lines Inc.
W.A.A.C.	West African Airways Corporation.

CONTENTS

	Page(s)
MAIN OFFICES	1
B.O.A.C. DIAGRAM OF WORLD ROUTES	2
FARES, RATES & TIMETABLE GUIDE	4/9
ORIGIN & DESTINATION POINTS	
WEEKLY SERVICE FREQUENCIES	
PASSENGER FARES	
EXCESS BAGGAGE RATES	
FREIGHT RATES	
GUIDE TO TIMETABLES	
TIMETABLES OF B.O.A.C. & LOCAL CONNECTING SERVICES	10/16
FREIGHTER SERVICES & REGULATIONS	17
REGULATIONS & GENERAL INFORMATION FOR PASSENGERS	18

COMPARATIVE LOCAL TIMES

All times shown in this timetable are LOCAL times.

Hours **AHEAD** of G.M.T.

Abadan	3½	Kamaran	3
Accra	—	Kampala	3
Addis Ababa	3	Kano	1
Aden	3	Karachi	5½
Alexandria	2	Khartoum	2
Asmara	3	Kuwait	3
Assab	3	Lagos	1
Auckland	12	London	1
Augusta	1	Lourenco Marques	2
Baghdad	3	Luxor	2
Bahrain	4	Malta	1
Bangkok	7	Manila	8
Basra	3	Mogadishu	3
Batavia	8	Mombasa	3
Beirut	2	Nairobi	3
Bombay	5½	Nicosia	2
Cairo	2	Rangoon	6½
Calcutta	5½	Rome	1
Colombo	5½	Salisbury	2
Damascus	2	Shanghai	9
Dar-es-Salaam	3	Shannon	1
Darwin	9½	Singapore	7½
Delhi	5½	Southampton	1
Fiji	12	Sydney	10
Glasgow	1	Tehran	3½
Hargeisa	3	Tokyo	10
Hong Kong	9	Tripoli (*16th October*)	2 (*1*)
Jeddah	2½	Victoria Falls	2
Jibuti	3	Wadi Halfa	2
Johannesburg	2		

Hours **BEHIND** G.M.T.

Bermuda	4	Miami	5
Boston	5	Montreal (*31st Oct.*)	4 (*5*)
Calgary (*31st October*)	6 (7)	New York	5
Canton Is.	11	San Francisco	8
Chicago	6	St. Louis	6
Denver	7	Toronto (*31st Oct.*)	4 (*5*)
Detroit	6	Vancouver (*31st Oct.*)	7 (*8*)
Gander (*3rd October*)	2½ (3½)	Washington	5
Honolulu	10	Winnipeg (*31st Oct.*)	5 (*6*)
Los Angeles	8		

Alterations to local times which occur during the current month are shown in brackets with the effective date of each change.

★ IMPORTANT NEWS FOR ALL TRANSATLANTIC TRAVELLERS

From 1st October, 1949, B.O.A.C. passengers travelling across the North Atlantic, to or from any point on B.O.A.C. routes, will be offered a special sixty-day reduced rate return ticket approximately £40 ($163) cheaper than normal return tickets. Bookings may now be accepted on payment of a deposit pending Government approval of this special fare. All journeys must be completed by 30th April, 1950.

STOP PRESS. Owing to currency fluctuations, certain fares and rates shown herein may be amended at short notice. Before commencing a journey passengers are requested to consult their local Travel Agent or B.O.A.C. office

FARES, RATES & TIMETABLE GUIDE

This Index shows the weekly service frequency (WSF), single and return fares, excess baggage and freight rates between points listed. Freight rates apply to consignments up to 45 kgs. and a 25 per cent. reduction is allowed for heavier consignments. The last column indicates timetable(s) for the route required. For some journeys, it is possible to use any ONE of several tables, in which case the alternative tables are shown, for example, 7, 13, 18. When table numbers are shown 18/1/4 (indicating connections), then ALL tables must be used.

ALL FARES AND RATES SHOWN ARE SUBJECT TO ALTERATION WITHOUT FURTHER NOTICE.

From	WSF	Single Fare	Return Fare	Excess Baggage Rate per kg.	Freight Rate per kg.	See Tables
ABADAN,		Rupees	Rupees	Rs. As.	Rs. As.	
to Damascus	1	360	648	3 10	2 3	9
London	1	1227	2208	12 4	7 1	9
New York	1	§ 2385	§ 4293	§23 14	14 9	9/1
Rome	1	934	1680	9 6	5 12	9
ACCRA,		W.A. £ s.	W.A. £ s.	W.A. s. d.	W.A. s. d.	
to Cairo	3	102 0	183 12	20 5	13 1*	{7/10 7/30
Kano	5	25 0	45 0	5 0	3 2	7
Lagos	5	8 0	14 8	1 7	1 1	7
London	5	99 0	178 4	19 10	9 2	7
Montreal	2	171 4	308 4	34 3	19 9	7/1
New York	5	171 4	308 4	34 3	20 5	7/1
Tripoli	5	68 0	122 8	13 7	8 8	7
ADDIS ABABA,		Eth.$	Eth.$	Eth.$	Eth.$	
to Aden	1	191.50	345.00	2.00	1.50	11
Asmara	1	191.50	345.00	2.00	2 00	11
Cairo	1	615.00	1106.50	6.50	4 00	11
Jibuti	1	131.00	236 00	1.50	1 00	11
London	1	1220.00	2194.50	12.50	7 00	11/10
Luxor	1	514.00	925 00	5.50	3 50	11
New York	1	§2094.50	§3770.00	§21.00	13 00	11/10/1
ADEN,		Rupees	Rupees	Rs. As.	Rs. As.	
to Addis Ababa	1	254	456	2 9	1 7	11
Asmara	3	240	432	2 7	1 4	11
Assab	1	94	168	1 0	—	11
Cairo	3	800	1440	8 0	4 6	11
Hargeisa	1	94	168	1 0	0 12	11
Jeddah	1	494	888	5 0	2 10	11
Jibuti	2	94	168	1 0	0 8	11
Kamaran	1	147	264	1 8	0 12	11
London	3	1574	2832	15 12	8 8	11/10
Luxor	3	667	1200	6 11	3 7	11
Mogadishu	1	280	504	2 13	2 1	11
Mukalla	1	160	288	1 10	—	11
Nairobi	1	534	960	5 6	3 13	11
New York	3	2733	4919	27 6	16 0	11/10/1
Port Sudan	2	400	720	4 0	2 2	11
Wadi Halfa	1	614	1104	6 2	3 4	11
ALEXANDRIA,		£E Ms.	£E Ms.	£E Ms.	£E Ms.	
to Augusta	7	31 200	56 200	0 315	0 195	13
Capetown	3	127 750	229 950	1 280	0 920	13/15
Dar-es-Salaam	1	86 800	156 200	0 870	§0 475	13
Durban	3	118 950	214 150	1 190	0 770	13/15
Johannesburg	3	112 150	201 850	1 125	0 645	13
Kampala	3	67 300	121 100	0 675	0 420	13
Khartoum	7	35 100	63 200	0 350	0 220	13
London	7	63 400	114 100	0 635	0 375	13
New York	5	148 150	266 600	1 485	0 925	13/1
Victoria Falls	3	98 500	177 300	0 985	0 590	13
AMSTERDAM,		D.Fls.	D.Fls.	D.Fls.	D.Fls.	
to New York	5	1014.00	1825.20	10 15	6.65	5/1
ASMARA,		£ s.	£ s.	s. d.	s. d.	
to Addis Ababa	1	19 0	34 4	3 10	3 1	11
Aden	3	18 0	32 8	3 7	1 10	11
Assab	1	13 0	23 8	2 7	—	11
Cairo	3	42 0	75 12	8 5	4 8	11
Hargeisa	1	25 0	45 0	5 0	2 10	11
Jeddah	1	19 0	34 4	3 10	2 1	11
Jibuti	2	16 0	28 16	3 2	1 7	11

From	WSF	Single Fare	Return Fare	Excess Baggage Rate per kg.	Freight Rate per kg.	See Tables
BAHRAIN,		Rupees	Rupees	Rs. As.	Rs. As.	
to Bangkok	1	1094	1968	10 16	7 12	18/22
Basra	2	174	312	1 12	1 0	9
Cairo	1	574	1032	5 12	3 3	18
Calcutta	1	760	1368	7 10	6 2	18/22
Damascus	2	507	912	5 1	2 15	9
Hong Kong	1	1467	2640	14 11	9 7	18/22
Karachi	1	400	720	4 0	2 14	18
Kuwait	2	134	240	1 6	0 13	9
London	3	1294	2328	13 0	7 10	9, 18
Malta	2	934	1680	9 6	6 0	9
New York	3	2452	4413	24 9	15 2	{9/1 18/1
Rangoon	1	960	1728	9 10	7 2	18/22
Rome	1	1000	1800	10 0	6 7	18
Tokyo	1	2107	3792	21 1	11 5	18/22
BANGKOK,		£ s.	£ s.	s. d.	s. d.	
to Bahrain	1	82 0	147 12	16 5	11 2	22/18
Batavia	2	—	—	—	5 11	30
Calcutta	4	30 0	54 0	6 0	4 2	22, 30
Hong Kong	2	32 0	57 12	6 5	4 4	22
Karachi	4	54 0	97 4	10 10	9 3	22, 30
London	4	158 0	284 8	31 7	13 10	22, 30
New York	4	§ 244 17	§ 440 15	§49 0	25 1	{22/1 30/1
Rangoon	2	14 0	25 4	2 10	1 6	22
Rome	2	§ 141 0	§ 253 16	§28 2	§13 0	22
Singapore	2	—	—	—	3 8	30
Sydney	2	—	—	—	15 1	30
Tokyo	1	86 0	154 16	17 2	10 3	22
BASRA,		I.D. Fils.	I.D. Fils.	I.D.Fls.	I.D.Fls.	
to Bahrain	2	13 000	23 400	0 130	0 075	9
Bombay	1	47 000	84 600	0 475	0 375	18
Cairo	8	34 000	61 200	0 345	0 225	{18, 22, 30
Calcutta	7	64 000	115 200	0 645	0 485	{18, 22, 30
Colombo	1	65 000	117 000	0 650	0 510	18
Damascus	2	25 000	45 000	0 250	0 155	9
Darwin	2	—	—	—	0 865	30
Delhi	3	51 000	91 800	0 510	0 400	18
Karachi	7	37 000	66 600	0 375	0 260	{18, 22, 30
Kuwait	2	3 500	6 300	0 035	0 025	9
London	10	90 000	162 000	0 900	0 515	{9, 18, 22, 30
Malta	3	62 000	111 600	0 625	0 410	9, 18
New York	5	§176 850	§318 350	§1 770	1 075	{9/1 18/1 30/1
Rangoon	2	77 000	138 600	0 775	0 565	22
Rome	5	68 000	122 400	0 680	0 410	18, 22
Singapore	4	105 000	189 000	1 050	0 700	{18/26 18/30
Sydney	4	198 000	356 400	1 980	1 100	{18/26 18/30
Tripoli	2	—	—	—	0 620	30
BATAVIA,		£ s.	£ s.	s. d.	s. d.	
to Auckland	4	§ 114 0	§ 205 4	§22 10	16 11	{26/28 30/28
Basra	2	113 0	203 8	22 7	13 4	30
Bangkok	2	—	—	—	5 11	30
Cairo	4	139 0	250 4	27 10	13 8	26, 30
Calcutta	4	65 0	117 0	13 0	9 4	26, 30
Darwin	4	49 0	88 4	9 10	6 9	26, 30
Karachi	4	89 0	160 4	17 10	12 9	26, 30

From	WSF	Single Fare	Return Fare	Excess Baggage Rate per kg.	Freight Rate per kg.	See Tables
CAIRO, Cont.		£E. Mills.	£E. Mills.	£E. Ms.	£E. Ms.	
to Karachi	13	66 300	119 350	0 665	0 425	{18, 22, 26, 30
Khartoum	1	33 150	59 700	0 335	0 200	11
Lagos	4	92 650	166 750	0 930	0 610*	{10/7 30/7
London	17	65 350	117 650	0 655	0 375	{10, 18, 22, 26, 30
Los Angeles ■	5	§187 850	§340 900	△	—	{10/1/4 18/1/4
Malta	1	33 150	59 700	0 335	0 215	18
Mogadishu	1	79 000	142 200	0 790	0 450	11
Montreal	2	§146 650	§264 000	§1 470	0 890	{10/1 18/1
New York	5	150 050	270 100	1 500	0 925	10/1, 18/1
Port Sudan	1	29 250	52 650	0 295	0 170	11
Rangoon	2	105 300	189 550	1 055	0 660	22
Rome	10	41 650	74 950	0 415	0 240	{10, 18, 22, 26
Singapore	7	129 700	233 450	1 300	0 780	{18, 26, 30
Sydney	6	214 500	386 100	2 145	1 195	26, 30
Takoradi ■	1	103 150	185 600	1 035	—	10/7/8
Tokyo	1	173 550	312 400	1 735	0 945	12
Toronto	2	155 200	279 350	1 550	—	{10/1/3 18/1/3
Tripoli	4	33 150	59 700	0 335	0 215	10, 30
Wadi Halfa	1	19 500	35 100	0 195	0 120	11
Washington ■	5	153 000¶	276 000¶	△	—	{10/1/4 18/1/4
CALCUTTA,		Rupees	Rupees	Rs. As.	Rs. As.	
to Auckland	6	§ 2214	§ 3984	§22 2	14 1	{26/28 30/28
Bahrain	1	760	1368	7 10	6 2	26/18
Bangkok	4	400	720	4 0	2 13	22, 30
Basra	7	854	1536	8 9	6 6	{18, 22, 30
Batavia	4	867	1560	8 11	6 4	26,30
Cairo	11	1267	2280	12 11	7 4	{18, 22, 26, 30
Darwin	6	1467	2640	14 11	8 9	26, 30
Hong Kong	2	800	1440	8 0	5 8	22
Karachi	11	360	648	3 10	3 12	{18, 22, 26, 30
London	11	1880	3384	18 13	8 10	{18, 22, 26, 30
Montreal	2	§ 2992	§ 5386	§29 15	15 11	{26/1 18/1
New York	5	3037	5467	30 6	16 2	{22/1 26/1
Rangoon	2	254	456	2 9	1 12	22
Rome	7	1627	2931	16 5	8 0	{18, 22, 26
Singapore	6	720	1296	7 4	5 0	26, 30
Sydney	6	2067	3720	20 11	10 15	26, 30
Tokyo	1	1480	2664	14 13	8 8	22
Washington ■	5	3078 ¶	5547 ¶	△	—	{22/1/4 26/1/4
CALGARY,		Can.$	Can.$	Can.$	Can.$	
to London ■	2	§ 481.80	§ 867.25	△	—	3/1
Glasgow ■	2	§ 459.80	§ 827.65	△	—	3/1

ALL FARES AND RATES MARKED THUS § ARE EFFECTIVE FROM 17th OCTOBER

From	WSF	Single Fare	Return Fare	Excess Baggage Rate per kg.	Freight Rate per kg.	See Tables
ASMARA, Cont		£ s.	£ s.	s. d.	s. d.	
to Kamaran	1	10 0	18 0	2 0	1 1	11
Khartoum	1	16 0	28 16	3 2	1 9	11
London	3	104 0	187 4	20 10	11 6	11/10
Luxor	3	32 0	57 12	6 5	3 5	11
Mogadishu	1	39 0	70 4	7 10	4 11	11
Nairobi	1	52 0	93 12	10 5	7 6	11
New York	3	§ 190 17	§ 343 11	§38 2	22 9	11/10/1
Port Sudan	2	12 0	21 12	2 5	1 4	11
Wadi Halfa	1	28 0	50 8	5 7	3 1	11
ASSAB,		£ s.	£ s.	s. d.	s. d.	
to Addis Ababa	1	14 0	25 4	2 10	—	11
Aden	1	7 0	12 12	1 5	—	11
Asmara	1	13 0	23 8	2 7	—	11
Cairo	1	54 0	97 4	10 10	—	11
Jibuti	1	5 0	9 0	1 0	—	11
Kamaran	1	7 0	12 12	1 5	—	11
Khartoum	1	28 0	50 8	5 7	—	11
London	1	114 0	205 4	22 10	—	11/10
Luxor	1	44 0	79 4	8 10	—	11
Wadi Halfa	1	40 0	72 0	8 0	—	11
ATHENS,		£ s.	£ s.	s. d.	s. d.	
to Montreal	2	§ 130 17	§ 235 11	§26 3	17 3	5/1
New York	5	134 5	241 13	26 10	17 6	5/1
AUCKLAND,		N.Z. £ s.	N.Z. £ s.	N.Z. s. d.	N.Z. s. d.	
to Batavia	4	§ 114 0	§ 205 4	§22 10	16 11	{28/26 28/30
Cairo	6	§ 234 0	§ 421 4	§46 10	24 9	{28/26 28/30
Calcutta	6	§ 166 0	§ 298 16	§33 2	21 1	{28/26 28/30
Darwin	6	§ 82 0	§ 147 12	§16 5	11 1	{28/26 28/30
Glasgow (via U.S.A.)	2	266 15¶	480 3¶	53 4	—	28/27
Karachi	6	§ 188 0	§ 338 8	§37 7	23 6	{28/26 28/30
London (via India)	6	§ 270 0	§ 486 0	§54 0	26 4	{28/26 28/30
London (via U.S.A.)	1	270 0¶	486 0¶	54 0	—	27
New York (via U.K.)	5	§ 356 17	§ 642 7	§71 5	—	{28/26/1 28/30/1
Rome	2	§ 256 0	§ 460 16	51 2	25 5	28/26
Singapore	6	§ 121 0	§ 217 16	§24 2	17 11	{28/26 28/30
Sydney	7	28 0	50 8	5 7	5 6	28
AUGUSTA,		£ s.	£ s.	s. d.	s. d.	
to Alexandria	7	32 0	57 12	6 5	3 11	13
Dar-es-Salaam	1	117 0	210 12	23 5	12 3	13
Johannesburg	3	143 0	257 8	28 7	14 11	13
Kampala	3	97 0	174 12	19 5	11 0	13
Khartoum	7	64 0	115 4	12 10	7 11	13
London	7	40 0	72 0	8 0	4 7	13
Luxor	3	43 0	77 8	8 7	5 9	13
New York	5	119 17	215 15	24 0	15 10	13 /1
Victoria Falls	3	129 0	232 4	25 10	14 1	13
BAGHDAD,		I.D. Fils.	I.D. Fils.	I.D.Fils	I.D.Fils	
to Damascus	1	17 000	30 600	0 175	0 130	9
London	3	82 000	147 600	0 825	0 500	9, 12/10
New York	3	168 650	303 600	1 690	1 065	{9/1 12/10/1

From	WSF	Single Fare	Return Fare	Excess Baggage Rate per kg.	Freight Rate per kg.	See Tables
BATAVIA, Cont		£ s.	£ s.	s. d.	s. d.	
to London	4	180 0	324 0	36 0	15 10	26, 30
New York	4	266 15	480 3	53 4	—	{26/1 30/1
Rome	2	163 0	293 8	32 7	14 7	26
Singapore	6	18 0	32 8	3 7	2 4	{24, 26, 30
Sydney	4	98 0	176 8	19 7	12 2	26, 30
BEIRA,		P. Esc.	P. Esc.	P. Esc.	P. Esc.	
to London ■	1	17950	32310	△	—	14/13
BEIRUT, (see Damascus)						
BERLIN,		£ s.	£ s.	s. d.	s. d.	
to New York		§ 105 6	§ 189 11	§21 1	14 3	5/1
BERMUDA,		£ s.	£ s.	s. d.	s. d.	
to Glasgow	2	93 6	167 19	18 8	10 6	2/1
London	4	97 0	174 12	19 5	11 3	2/1
New York	7	17 8	31 6	3 6†	2 9	2
Shannon	2	91 6	164 7	18 3	10 1	2/1
BOMBAY,		Rupees	Rupees	Rs. As.	Rs.As.	
to Basra	1	627	1128	6 5	5 0	18
Cairo	1	1040	1872	10 7	6 2	18
Colombo	1	267	480	2 11	2 10	18
London	1	1720	3096	17 4	7 15	18
Montreal	1	§ 2832	§ 5098	§28 6	15 0	18/1
New York	1	§ 2878	§ 5181	§28 13	15 7	18/1
Rome	1	1440	2592	14 7	6 13	18
Singapore	1	934	1680	9 6	6 9	18
Washington ■	1	§ 2923¶	§ 5262¶	§29 4	—	18/1/4
BOSTON,		U.S. $	U.S. $	U.S.$	U.S.$	
to London ■	5	§361.15¶	§651.20¶	△	—	4/1
BRUSSELS,		B. Fcs.	B. Fcs.	B. Fcs.	B. Fcs.	
to Montreal	2	§15785.00	§28411.00	§158.30	102.20	5/1
New York	5	16395.00	29511.00	164.00	108.00	5/1
BULAWAYO,		Rh. £ s.	Rh. £ s.	Rh. s. d.	Rh. s. d.	
to London	6	155 0	279 0	31 0	—	16/13
CAIRO,		£E. Mills.	£E. Mills.	£E. Ms.	£E. Ms.	
to Accra	4	99 450	179 050	0 995	0 640*	{10/7 30/7
Addis Ababa	1	59 500	107 100	0 595	0 375	11
Aden	3	58 500	105 300	0 585	0 320	11
Asmara	3	40 950	73 750	0 410	0 230	11
Assab	1	52 650	94 800	0 530	—	11
Auckland	6	§228 150	§410 700	§2 285	1 430	{26/28 30/28
Bahrain	1	41 950	75 500	0 420	0 235	18
Basra	7	33 150	59 700	0 335	0 215	{18, 22, 30
Batavia	4	135 550	243 950	1 360	0 810	26, 30
Bombay	1	76 050	136 900	0 760	0 465	18
Calcutta	11	92 650	166 750	0 930	0 595	{18, 22, 26, 30
Chicago ■	5	§160 350¶	§288 600¶	△	—	{10/1/4 18/1/4
Colombo	1	93 600	168 480	0 935	0 585	18
Darwin	6	174 550	314 150	1 750	0 950	26, 30
Delhi	3	79 950	143 950	0 800	0 510	18
Hargeisa	1	65 350	117 600	0 655	0 370	11
Hong Kong	2	134 550	242 200	1 345	0 785	22
Jeddah	2	26 350	47 400	0 265	0 165	11
Jibuti	2	56 550	101 800	0 565	0 305	11
Kamaran	1	49 750	89 550	0 500	0 280	11
Kano	4	86 800	156 200	0 870	0 510*	{10/7 30/7

From	WSF	Single Fare	Return Fare	Excess Baggage Rate per kg.	Freight Rate per kg.	See Tables
CANTON,		£ s.	£ s.	s. d.	s. d.	
to London	2	177 4	318 19	35 6	17 7	25/22
CAPETOWN,		S.A. £ s.	S.A. £ s.	S.A. s. d.	S.A. s. d.	
to Alexandria	3	131 0	235 16	26 2	17 2	15/13
London	6	180 0	324 0	36 0	18 10	15/13
CHICAGO,		U.S.$	U.S.$	U.S.$	U.S.$	
to Cairo ■	5	§ 662.50	§1192.50	△	—	{4/1/10 4/1/18
Glasgow ■	3	§ 369.50¶	§ 665.10¶	△	—	4/1
London ■	5	§ 391.50¶	§ 704.70¶	△	—	4/1
CHITTAGONG,		Rupees	Rupees	Rs. As.	Rs. As.	
to London ■	10	1934	3487	△	—	{19/18 19/22 19/26 19/30
CLONCURRY,		A£ s.	A£ s.	As. d.	As. d.	
to London	2	—	—	—	26 9	30
COLOMBO,		Rupees	Rupees	Rs. Cts.	Rs. Cts.	
to Basra	1	867	1560	8 70	6 70	18
Bombay	1	267	480	2 70	2 65	18
Cairo	1	1280	2304	12 80	7 50	18
Karachi	1	400	720	4 00	4 15	18
London	1	1960	3528	19 65	8 65	18
New York	1	3117	5610	31 20	16 15	18/1
Rome	1	1680	3024	16 80	8 00	18
Singapore	1	667	1200	6 70	4 50	18
DAMASCUS,		Syr. £	Syr. £	Syr. £	Syr. £	
to Abadan	1	238.50	429.00	2.40	1.45	9
Baghdad	1	150.50	270.50	1.55	1.15	9
Bahrain	2	335.50	604.00	3.35	1.95	9
Basra	2	221.00	397.50	2.25	1.40	9
Kuwait	2	256.00	461.00	2.60	1.80	9
London	4	591.50	1064.50	5.95	3.40	9
Malta	3	344.50	620.00	3.50	2.25	9
New York	4	1358.00	2444.50	13.60	8.35	9/1
Rome	1	402.00	723.00	4.00	2.05	9
Washington	4	1385.00	2497.50	△	—	9/1/4
DAR-ES-SALAAM,		E.Af. Shillings	E.Af. Shillings	E.Af. Sh.Cts.	E.Af. Sh.Cts.	
to Alexandria	1	1780	3204	17 90	10 10	13
Augusta	1	2340	4212	23 50	10 30	13
Khartoum	1	1140	2052	11 50	6 70	13
London	1	2920	5256	29 20	11 90	13
Nairobi	5	290	522	2 95	1 85	13, 14
New York	1	4169	7505	41 70	23 10	13/1
DARWIN,		A£ s.	A£ s.	As. d.	As. d.	
to Auckland	6	§ 102 10	§ 184 10	§20 7	13 11	{26/28 30/28
Basra	2	—	—	—	21 2	30
Batavia	4	61 5	110 5	12 4	8 6	26, 30
Cairo	6	223 15	402 15	44 10	21 7	26, 30
Calcutta	6	137 10	247 10	27 6	16 1	26, 30
Hong Kong	2	135 0	243 0	27 0	18 8*	{26/23 30/23
Karachi	6	166 5	299 5	33 3	19 9	26, 30
London	6	275 0	495 0	55 0	24 6	26, 30
Rome	4	253 15	456 15	50 9	22 6	{26, 30/10
Singapore	6	75 0	135 0	15 0	10 5	26, 30
DELHI,		Rupees	Rupees	Rs. As.	Rs. As.	
to Basra	3	680	1224	6 13	5 5	18
Cairo	3	1094	1968	11 0	6 8	18
Karachi	3	187	336	1 15	1 15	18
London	3	1747	3144	17 8	7 15	18
Montreal	2	§ 2859	§ 5146	§28 10	15 0	18/1
New York	3	2905	5228	29 1	15 7	18/1
Rome	3	1467	2640	14 11	7 2	18
Washington ■	3	2945	5309	△	—	18/1/4

* Transhipment charges extra.

■ Hotel accommodation at transhipment point(s) is NOT provided. For details of transhipment point(s) apply to your Travel Agent or to any B.O.A.C. office.

△ Sector rates of the carrier concerned apply.

|| Return ticket valid one month—fare £11.

† First 15 kgs. of excess baggage will be charged at half the published rate.

ø Eastbound only.

¶ Supplemented fares within U.S.A. are charged by certain carriers when service operated by D.C.6 or Constellation aircraft. For further details apply to your Travel Agent or to any B.O.A.C. office.

Unless otherwise indicated, fares and rates are shown in English pounds; the equivalent fares and rates in local currency will be supplied upon application.

From	WSF	Single Fare	Return Fare	Excess Baggage Rate per kg.	Freight Rate per kg.	See Tables
DENVER,		U.S.$	U.S.$	U.S.$	U.S.$	
to London..... ■	5	§ 446.85¶	§ 809.90¶	△	—	4/1
DETROIT,		U.S.$	U.S.$	U.S.$	U.S.$	
to Glasgow.... ■	3	§ 354.25¶	§ 637.65¶	△	—	4/1
London..... ■	5	§ 376.25¶	§ 652.25¶	△	—	4/1
DURBAN,		S.A. £ s.	S.A. £ s.	S.A. s. d.	S.A. s. d.	
to Alexandria...	3	122 0	219 12	24 5	14 1	15/13
London.....	6	171 0	307 16	34 2	15 9	{15/13 17/13
DUSSELDORF,		£ s.	£ s.	s. d.	s. d.	
to New York....	5	§ 96 7	§ 173 9	§19 4	12 10	5/1
EAST LONDON,		S.A. £ s.	S.A. £ s.	S.A. s. d.	S.A. s. d.	
to London.....	5	176 0	316 16	35 2	17 5	15/13
FIJI,		£ s.	£ s.	s. d.	s. d.	
to London (via U.S.A.).....	3	241 2	436 15	△	—	27
London (via Canada)....	1	252 5	453 15	△	—	27
FRANKFURT,		£ s.	£ s.	s. d.	s. d.	
to New York....	5	99 5	178 13	19 10	13 1	5/1
GANDER,		Can.$	Can.$	Can.$	Can.$	
to Glasgow.....	5	246.00	442.80	2.46	1.39	1
London.....	7	268.00	482.40	2.68	1.54	1
New York.....	5	86.00	156.10	0.86	0.83	1
Shannon.....	2	235.00	423.00	2.35	1.30	1
GENEVA,		Sw.Fr.	Sw.Fr.	Sw.Fr.	Sw.Fr.	
to New York....	5	1714 00	3086.00	17.15	11.45	5/1
GEORGE,		S.A. £ s.	S.A. £ s.	S.A. s. d.	S.A. s. d.	
to London..... ■	5	178 13	321 12	△	—	15/13
GLASGOW,		£ s.	£ s.	s. d.	s. d.	
to Auckland(via U.S.A.)..... ■	2	266 15¶	480 3¶	△	—	27/28
Bermuda.....	3	93 6	167 19	18 8	10 6	1/2
Calgary..... ■	2	§ 114 3	§ 205 10	△	—	1/3
Chicago..... ■	3	§ 91 15¶	§ 165 3¶	△	—	1/4
Detroit..... ■	3	§ 87 19	§ 158 5	△	—	1/4
Gander.....	5	61 1	109 18	12 3	6 11	1
London.....	5	8 0	14 8‖	1 9	1 11	1
Los Angeles.. ■	3	§ 119 19¶	§ 218 14¶	△	—	1/4
Montreal.....	2	§ 77 19	§ 140 7	§15 8	9 10	1
New York.....	3	81 8	146 10	16 3	10 6	1
Sydney (via Canada)....	1	260 0	468 0	52 0	—	27
Sydney (via U.S.A.)... ■	2	260 0	468 0	52 0	—	27
Toronto..... ■	2	§ 84 2	§ 151 11	△	—	1/3
Vancouver. ■	2	§ 121 19	§ 221 8	△	—	1/3
Washington..... ■	3	84 15¶	152 17¶	△	—	1/4
Winnipeg.. ■	2	§ 100 13	§ 81 4	△	—	1/3
HAMBURG,		£ s.	£ s.	s. d.	s. d.	
to New York....	5	§ 100 1	§ 180 2	§20 0	13 6	5/1
HARGEISA,		E.Af. Shillings	E.Af. Shillings	E.Af. Sh.Cts.	E.Af. Sh.Cts.	
to Aden.....	1	140	252	1 50	1 10	11
Asmara.....	1	500	900	5 00	2 90	11
Cairo.....	1	1340	2412	13 50	7 50	11
Luxor.....	1	1140	2052	11 50	6 20	11
Mogadishu....	1	300	540	3 00	2 20	11
Nairobi.....	1	680	1224	6 90	4 50	11
Port Sudan...	1	740	1332	7 50	4 10	11
HOBART,		A£ s.	A£ s.	As. d.	As. d.	
to London..... ■	6	337 10	610 0	△	—	{29/26 29/30
HONG KONG,		£ s.	£ s.	s. d.	s. d.	
to Bangkok.....	2	32 0	57 12	6 5	4 4	22
Cairo.....	2	138 0	248 8	27 7	13 7	22
Calcutta.....	2	60 0	108 0	12 0	8 3	22
Darwin.....	2	108 0	194 8	21 7	14 11*	{23/26 23/30

From	WSF	Single Fare	Return Fare	Excess Baggage Rate per kg.	Freight Rate per kg.	See Tables
KAMPALA,		E.Af. Shillings	E.Af. Shillings	E.Af. Sh.Cts.	E.Af. Sh.Cts.	
to Alexandria...	3	1380	2484	13 90	8 50	13
Augusta.....	3	1940	3492	19 50	8 90	13
Johannesburg.....	3	1060	1908	10 60	8 00	13
Khartoum.....	3	720	1296	7 20	4 50	13
London.....	3	2520	4536	25 20	10 90	13
Victoria Falls	3	840	1512	8 50	5 50	13
KANO,		W.A. £ s.	W.A. £ s.	W.A. s. d.	W.A. s. d.	
to Accra.....	5	25 0	45 0	5 0	3 2	7
Cairo.....	3	89 0	160 4	17 10	10 5*	{7/10 7/30
Lagos.....	5	18 0	32 8	3 7	2 2	7
London.....	5	86 0	154 16	17 2	8 5	7
New York.....	5	163 6	293 18	32 8	19 8	7/1
Tripoli.....	5	55 0	99 0	11 0	6 0	7
KARACHI,		Rupees	Rupees	Rs. As.	Rs. As.	
to Auckland.....	6	§ 2507	§ 4512	§25 5	15 11	{26/28 30/28
Bahrain.....	1	400	720	4 0	2 14	18
Bangkok.....	4	720	1296	7 4	6 3	22,30
Basra.....	8	494	888	5 0	3 8	{18, 22, 30
Batavia.....	4	1187	2136	11 15	8 8	26, 30
Cairo.....	13	907	1632	9 1	5 9	{18, 22, 30, 26
Calcutta.....	11	360	648	3 10	3 12	{18, 22, 26, 30
Colombo.....	1	400	720	4 0	4 2	18
Darwin.....	6	1774	3192	17 12	10 8	26, 30
Delhi.....	3	187	336	1 15	1 15	18
Hong Kong...	2	1120	2016	11 4	7 13	22
London.....	13	1600	2880	16 0	7 13	{18, 22, 26, 30
Montreal.....	2	§ 2712	§ 4882	§27 3	14 14	{18/1 26/1
New York.....	5	§ 2758	§ 4965	§27 10	15 5	{18/1 26/1
Rangoon.....	2	614	1104	6 2	5 7	22
Rome.....	8	1307	2520	13 1	6 10	18,22,26
Singapore.....	7	1040	1872	10 7	7 7	{18, 26, 30
Sydney.....	6	2360	4248	23 10	12 8	26, 30
Tokyo.....	1	1787	3216	17 15	10 5	22
Tripoli.....	4	1267	2280	12 11	6 7	18/10,30
Washington..... ■	5	2796 ¶	5041 ¶	△	—	{18/1/4 26/1/4
KHARTOUM,		£E Ms.	£E Ms.	£E Ms.	£E Ms.	
to Addis Ababa	1	34 150	61 450	0 345	0 235	11
Alexandria...	7	35 100	63 200	0 350	0 220	13
Asmara.....	1	15 600	28 100	0 155	0 085	11
Assab.....	1	27 300	49 150	0 275	—	11
Augusta.....	7	62 400	112 350	0 630	0 310	13
Cairo.....	1	33 150	59 700	0 335	0 200	11
Dar-es-Salaam.....	1	55 600	100 050	0 560	0 325	13
Jibuti.....	1	31 200	56 200	0 315	0 165	11
Johannesburg.....	6	85 800	154 450	0 860	0 520	13
Kampala.....	3	35 100	63 200	0 350	0 215	13
London.....	10	92 650	166 750	0 930	0 435	13
Luxor.....	1	24 400	43 900	0 245	0 145	11
Nairobi.....	7	44 850	80 750	0 450	0 240	13
New York.....	5	§178 000	§319 000	§1 775	0 980	13/1
Tripoli.....	3	62 400	112 350	0 630	0 310	13
Victoria Falls	3	72 150	129 900	0 725	0 455	13
Wadi Halfa..	1	15 600	28 100	0 155	0 090	11
KUALA LUMPUR,		Mal.$	Mal.$	Mal.$	Mal.$	
to London..... ■	7	1529.00	2760.00	△	—	{24/18 24/30 24/26
KUCHING,		Mal.$	Mal.$	Mal.$	Mal.$	
to London.....	2	1604.00	2910.00	16.10	—	24/26
KUWAIT,		Rupees	Rupees	Rs. As.	Rs. As.	
to Bahrain.....	2	134	240	1 6	0 13	9
Basra.....	2	47	84	0 8	0 6	9
Damascus.....	2	387	696	3 15	2 11	9

From	WSF	Single Fare	Return Fare	Excess Baggage Rate per kg.	Freight Rate per kg.	See Tables
LONDON Cont.		£ s.	£ s.	s. d.	s. d.	
to Damascus....	4	67 0	120 12	13 5	7 8	9
Dar-es-Salaam.....	1	146 0	262 16	29 2	14 10	13
Darwin.....	6	220 0	396 0	44 0	24 6	26, 30
Delhi.....	3	131 0	235 16	26 2	14 10	18
Denver..... ■	5	§ 110 18¶	§ 201 0¶	△	—	1/4
Detroit..... ■	5	§ 93 8¶	§ 168 2¶	△	—	1/4
Durban.....	6	171 0	307 16	34 2	19 1	{13/15 13/17
EastLondon..	5	176 0	316 16	35 2	20 9	13/15
Fiji (via Canada)....	1	252 5	453 15	△	—	27
Fiji (via U.S.A.).....	3	241 2¶	436 15¶	△	—	27
Gander.....	7	66 10	119 14	13 4	7 8	1
Glasgow.....	5	8 0	14 8‖	1 9	1 11	1
Hargeisa.....	1	125 0	225 0	25 0	13 1	10/11
Hobart..... ■	6	270 0	488 0	△	—	{26/29 30/29
Hong Kong...	2	175 0	315 0	35 0	19 9	22
Honolulu.....	3	163 7	294 0	△	—	27
Ipoh..... ■	7	182 4	329 12	△	—	{26/24 30/24
Jesselton.....	2	204 10	374 4	40 11	—	26/24
Johannesburg.....	6	164 0	295 4	32 10	16 6	13
Jos..... ■	1	92 0	165 12	18 5	—	7/8
Kaduna..... ■	1	89 10	161 2	17 10	—	7/8
Kamaran.....	1	112 0	201 12	22 5	12 2	10/11
Kampala.....	3	126 0	226 16	25 2	13 6	13
Kano.....	5	86 0	154 16	17 2	10 6	7
Karachi.....	13	120 0	216 0	24 0	13 7	{18, 22, 26, 30
Khartoum.....	10	95 0	171 0	19 0	11 1	13
KotaBharu ■	1	186 18	339 0	△	—	{26/24 30/24
Kuala Lumpur.. ■	7	179 6	323 15	△	—	{18/24 26/24 30/24
Kuching.....	2	188 2	341 8	37 8	—	26/24
Kuwait.....	2	93 0	167 8	18 7	10 10	9
Labuan.....	2	202 4	369 11	40 6	—	26/24
Lagos.....	5	92 0	165 12	18 5	11 0	7
Lahore..... ■	7	135 19	245 5	△	—	{18/20 22/20 26/20
Lindi..... ■	4	153 10	276 6	30 8	—	13/14
Los Angeles.. ■	5	§ 125 8¶	§ 228 11¶	△	—	1/4
Lourenco Marques. ■	2	173 0	308 4	△	—	13/17
Luxor.....	3	74 0	133 4	14 10	9 6	13
Madras..... ■	1	140 10	254 1	△	—	18/21
Malta.....	4	40 0	72 0	8 0	4 7	9, 18
Manila.....	1	183 0	329 8	36 7	—	22/25
Melbourne ■	6	265 4	478 8	△	—	{26/29 30/29
Miami..... ■	5	§ 105 13¶	§ 190 4¶	§22 2	—	1/4
Mogadishu....	1	136 0	244 16	27 2	14 4	10/11
Mombasa.....	2	141 0	253 16	28 2	—	13/14
Montreal.....	2	§ 83 8	§150 3	§16 9	10 7	1
Nairobi.....	7	136 0	244 16	27 2	14 0	13
Ndola.....	1	140 0	252 0	28 0	14 7	13/14
New York.....	5	86 17	156 7	17 4	11 3	1
Nicosia.....	1	66 0	118 16	13 2	7 8	9
Palembang...	1	178 0	320 8	35 7	19 7	{26/24 30/24
Penang..... ■	7	183 19	333 3	△	—	{18/24 26/24 30/24
Port Elizabeth...	6	175 0	315 0	35 0	20 9	13/15
Port Said... ■	4	69 11	125 4	△	—	{10/12 18/12
Rangoon.....	2	152 0	273 12	30 5	17 0	22
Rome.....	12	28 10	51 6	5 8	4 0	{9,10,18 22,26
Saigon..... ■	1	199 0	358 4	39 9	—	26/24
Salisbury.....	1	150 0	270 0	30 0	16 1	13/14
San Francisco ■	5	§ 127 8¶	§ 228 11¶	△	—	27
Shannon.....	2	10 0	18 0	2 0	1 4	1

ALL FARES AND RATES MARKED THUS § ARE EFFECTIVE FROM 17th OCTOBER

From	WSF	Single Fare	Return Fare	Excess Baggage Rate per kg.	Freight Rate per kg.	See Tables
HONGKONG,	Co	nt. £ s.	£ s.	s. d.	s. d.	
to Karachi.....	2	84 0	151 4	16 10	11 8	22
London.....	2	175 0	315 0	35 0	17 1	22
Manila	1	18 12	33 10	3 9	3 3	25
Montreal.....	2	§ 258 8	§ 465 3	§51 9	27 8	22/1
New York....	2	261 16	471 4	52 4	28 4	22/1
Rangoon.....	2	43 0	77 8	8 7	5 10	22
Rome.....	2	158 0	284 8	31 7	14 7	22
Singapore.....	2	48 0	86 8	9 7	6 7	23
Sydney.....	2	156 0	280 16	31 2	19 9*	23/26
Tokyo.....	1	56 0	100 16	11 2	7 4	22
IPOH,		Mal.$	Mal.$	Mal.	Mal.$	
to London..... ■	7	1554.00	2810 00	△	—	{24/26 24/30
ISTANBUL,		T.£	T.£	T.£ Ps.	T.£ Ps.	
to New York....	3	§1574.00	§2833.00	§15 75	10 70	6/1
JEDDAH,		£ s.	£ s.	s. d.	s. d.	
to Aden.....	2	37 0	66 12	7 5	3 11	11
Asmara.....	2	19 0	34 4	3 10	2 1	11
Cairo.....	1	27 0	48 12	5 5	3 4	11
Luxor.....	1	17 0	30 12	3 5	2 1	11
Port Sudan...	1	8 0	14 8	1 7	9	11
JESSELTON,		Mal.$	Mal.$	Mal.$	Mal.$	
to London.....	2	1744.00	3190.00	17.50	—	24/26
JIBUTI,		£ s.	£ s.	s. d.	s. d.	
to Addis Ababa.	1	13 0	23 8	2 7	1 6	11
Aden.....	2	7 0	12 12	1 5	8	11
Asmara.....	2	16 0	28 16	3 2	1 7	11
Assab.....	1	5 0	9 0	1 0	—	11
Cairo.....	2	58 0	104 8	11 7	6 3	11
Kamaran.....	1	11 0	19 16	2 2	11	11
Khartoum.....	1	32 0	57 12	6 5	3 4	11
Luxor.....	2	48 0	86 8	9 7	5 0	11
Wadi Halfa..	1	44 0	79 4	8 10	4 7	11
JOHANNESBURG,		S.A. £ s.	S.A. £ s.	S.A. s. d.	S.A. s. d.	
to Alexandria...	3	115 0	207 0	23 0	11 6	13
Augusta.....	3	143 0	257 8	28 7	11 11	13
Kampala.....	3	53 0	95 8	10 7	7 11	13
Khartoum.....	6	88 0	158 8	17 7	10 8	13
London.....	6	164 0	295 4	32 10	13 2	13
Montreal.....	2	§ 204 19	§ 368 19	§41 0	21 3	13/1
Nairobi.....	3	53 0	95 8	10 7	7 6	13
New York.....	5	208 9	375 4	41 8	21 3	13/1
Tripoli.....	3	143 0	257 8	28 7	11 11	13
Victoria Falls	3	19 0	34 4	3 10	2 8	13
Washington..... ■	5	211 10	381 6	△	—	13/1/4
JOS,		W.A. £ s.	W.A. £ s.	W.A. s. d.	W.A. s. d.	
to London..... ■	1	92 0	165 12	18 5	—	8/7
KADUNA,		W.A. £ s.	W.A. £ s.	W.A. s. d.	W.A. s. d.	
to London..... ■	1	89 10	161 2	17 10	—	8/7
KAMARAN,		Rupees	Rupees	Rs. As.	Rs. As.	
to Aden.....	1	147	264	1 8	0 12	11
Asmara.....	1	134	240	1 6	0 12	11
Assab.....	1	94	168	1 0	—	11
Cairo.....	1	680	1224	6 13	3 13	11
Jibuti.....	1	147	264	1 8	1 1	11
London.....	1	1494	2688	15 0	8 2	11/10
Luxor.....	1	547	984	5 8	3 0	11

From	WSF	Single Fare	Return Fare	Excess Baggage Rate per kg.	Freight Rate per kg.	See Tables
KUWAIT Cont.		Rupees	Rupees	Rs. As.	Rs. As.	
to London.....	2	1240	2232	12 7	7 4	9
Malta.....	2	867	1560	8 11	5 11	9
New York....	2	§ 2398	§ 4317	§24 0	14 12	9/1
LABUAN,		Mal.$	Mal.$	Mal.$	Mal.$	
to London.....	2	1724.00	3150.00	17.30	—	24/26
LAGOS,		W.A. £ s.	W.A. £ s.	W.A. s. d.	W.A. s. d.	
to Accra.....	5	8 0	14 8	1 7	1 1	7
Cairo.....	3	95 0	171 0	19 0	12 6*	{7/10 7/30
Kano.....	5	18 0	32 8	3 7	2 2	7
London.....	5	92 0	165 12	18 5	11 0	7
Montreal.....	2	§170 4	§306 8	§34 1	19 6	7/1
New York....	5	170 4	306 8	34 1	20 1	7/1
Tripoli.....	5	61 0	109 16	12 2	8 1	7
LAHORE,		Rupees	Rupees	Rs. As.	Rs. As.	
to London..... ■	7	1756	3176	△	—	{20/18 20/22 20/26
LINDI,		E.Af. Shillings	E.Af. Shillings	E.Af. Sh.Cts.	E.Af. Sh.Cts.	
to London..... ■	4	3070	5526	30 70	—	14/13
LIVINGSTONE (see Victoria Falls)						
LONDON,		£ s.	£ s.	s. d.	s. d.	
to Abadan.....	1	92 0	165 12	18 5	10 7	9
Accra.....	5	99 0	178 4	19 10	11 6	11
Aden.....	3	118 0	212 8	23 7	12 8	10/11
Addis Ababa	1	121 0	217 16	24 2	13 9	10/11
Alexandria...	7	65 0	117 0	13 0	7 8	13
Auckland (via U.S.A.)...	1	270 0¶	486 0¶	54 0	—	27
Auckland (via India)...	6	§ 270 0	§ 486 0	§54 0	34 9ø	{26/28 30/28
Augusta.....	7	40 0	72 0	8 0	4 7	13
Asmara.....	3	104 0	187 4	20 10	11 6	10/11
Assab.....	1	114 0	205 4	22 0	—	10/11
Baghdad.....	3	82 0	147 12	16 5	10 0	9, 10/12
Bahrain.....	3	97 0	174 12	19 5	11 5	9, 18
Bangkok.....	4	158 0	284 8	31 7	17 4	22,30
Basra.....	9	90 0	162 0	18 0	10 3	{9,18, 22,30
Batavia.....	4	180 0	324 0	36 0	19 9	26,30
Beira..... ■	1	157 10	283 10	55 0	—	13/14
Bermuda.....	5	97 0	174 12	19 5	11 3	1/2
Boston..... ■	5	89 12¶	161 12¶	△	—	1/4
Bombay.....	1	129 0	232 4	25 10	14 9	18
Bulawayo.. ■	6	155 0	279 0	31 0	—	13/16
Cairo.....	17	67 0	120 12	13 5	7 8	{10, 18, 22, 26, 30
Calcutta.....	11	141 0	253 16	28 2	16 4	{18, 22, 26, 30
Calgary..... ■	2	§ 119 12	§ 215 6	△	—	1/3
Canton.....	2	177 4	318 19	35 6	20 3	22/25
Capetown....	6	180 0	324 0	36 0	22 2	13/15
Chicago..... ■	5	§ 97 4¶	§ 174 19¶	△	—	1/4
Chittagong ■	9	146 1	264 3	△	—	{18/19 22/19 26/19 30/19
Colombo.....	1	147 0	264 12	29 5	16 2	18
Cloncurry....	2	—	—	—	26 9	30

From	WSF	Single Fare	Return Fare	Excess Baggage Rate per kg.	Freight Rate per kg.	See Tables
LONDON Cont.		£ s.	£ s.	s. d.	s. d.	
to Singapore.....	7	174 0	313 4	34 10	19 1	{18, 26, 30
St. Louis..... ■	5	§ 127 8¶	§ 228 11¶	△	—	1/4
Sydney (via India).....	6	260 0	468 0	52 0	30 0ø	26, 30
Sydney (via Canada)....	1	260 0	468 0	52 0	—	27
Sydney (via U.S.A.).....	2	260 0	468 0	52 0	—	27
Tabora..... ■	1	145 0	261 0	△	—	13/14
Taiping (Malaya) ■	7	182 16	330 16	△	—	{18/24 26/24 30/24
Takoradi... ■	1	102 15	184 19	△	—	7/8
Tehran.....	1	100 0	180 0	20 0	11 9	9
Tokyo.....	1	215 0	387 0	43 0	24 5	22
Toronto..... ■	2	§ 89 11	§ 161 7	△	—	1/3
Tripoli.....	12	43 0	77 8	8 7	5 4	{10, 7, 13, 30
Vancouver. ■	2	§ 127 8	§ 231 4	△	—	1/3
Victoria Falls.....	3	150 0	270 0	30 0	16 1	13
Wadi Halfa .	1	82 0	147 12	16 5	10 1	10/11
Washington ■	5	89 18¶	162 8¶	△	—	1/4
Winnipeg . ■	2	§ 106 2	§ 191 0	△	—	1/3
LOS ANGELES		U.S.$	U.S.$	U.S.$	U.S.$	
to Cairo..... ■	5	§ 776.25¶	§1408.70¶	△	—	{4/1/10 4/1/18
Glasgow.... ■	3	§ 483.25¶	§ 881.30¶	△	—	4/1
London..... ■	5	§ 505.25¶	§ 920.90¶	△	—	4/1
LOURENCO MARQUES,		Port. Escud.	Port. Escud.	Port. Escud.	Port. Escud.	
to London..... ■	2	17100	30820	△	—	17/13
LUXOR,		£E Ms.	£E Ms.	£E Ms.	£E Ms.	
to Johannesburg.....	3	104 350	187 800	1 045	0 603	13
Kampala.....	3	56 550	101 800	0 565	0 358	13
Khartoum.....	3	24 400	43 900	0 245	0 145	13
London.....	3	72 150	129 900	0 725	0 415	11/10
Malta.....	1	41 950	75 500	0 420	0 280	11/18
New York....	3	156 850	282 300	1 570	0 965	11/10/1
Victoria Falls.....	3	90 700	163 250	0 910	0 545	13
LYDDA,		£ s.	£ s.	s. d.	s. d.	
to Montreal	1	§ 150 8	§ 270 15	§30 1	—	6/1
New York....	1	153 17	276 19	30 9	—	6/1
MADRAS,		Rupees	Rupees	Rs. As.	Rs. As.	
to London..... ■	1	1873	3387	△	—	21/18
MADRID,		Ps.	Ps.	Ps. cts.	Ps. cts.	
to New York....	4	6480	11664	64 80	41 20	6/1
MALTA,		£ s.	£ s.	s. d.	s. d.	
to Bahrain.....	2	70 0	126 0	14 0	8 11	9
Basra.....	2	62 0	111 12	12 5	8 2	9
Cairo.....	1	34 0	61 4	6 10	4 5	18
Damascus.....	3	39 0	70 4	7 10	5 0	9
Kuwait.....	2	65 0	117 0	13 0	8 6	9
London.....	4	40 0	72 0	8 0	4 7	9, 18
Montreal.....	2	§ 121 8	§ 218 11	§24 4	15 2	{9/1 18/1
New York....	4	126 16	228 5	25 4	15 10	{9/1 18/1

* Transhipment charges extra.

■ Hotel accommodation at transhipment point(s) is NOT provided. For details of transhipment point(s) apply to your Travel Agent or to any B.O.A.C. office.

△ Sector rates of the carrier concerned apply.

‖ Return ticket valid one month—fare £11.

† First 15 kgs. of excess baggage will be charged at half the published rate.

ø Eastbound only.

¶ Supplemented fares within U.S.A. are charged by certain carriers when service operated by D.C.6 or Constellation aircraft. For further details apply to your Travel Agent or to any B.O.A.C. office.

Unless otherwise indicated fares and rates are shown in English pounds; the equivalent fares and rates in local currency will be supplied upon application.

From	WSF	Single Fare	Return Fare	Excess Baggage Rate per kg.	Freight Rate per kg.	See Tables
MANILA,		£. s.	£ s.	s. d.	s. d.	
to Hong Kong...	1	18 12	33 10	3 9	3 3	25
London.....	1	183 0	329 8	36 7	—	25/22
MELBOURNE,		A£ s.	A£ s.	As. d.	As. d.	
to London.....■	6	331 10	598 0	△	—	29/26, 29/30
MIAMI,		U.S.$	U.S.$	U.S.$	U.S.$	
to London.....■	5	§ 426.00¶	§ 766.80¶	△	—	4/1
MOGADISHU,		£ s.	£ s.	s. d.	s. d.	
to Aden.....	1	21 0	37 16	4 2	3 1	11
Asmara.....	1	39 0	70 4	7 10	4 11	11
Cairo.....	1	81 0	145 16	16 2	9 2	11
Hargeisa.....	1	15 0	27 0	3 0	2 2	11
London.....	1	136 0	244 16	27 2	14 4	11/10
Luxor.....	1	71 0	127 16	14 2	8 2	11
Nairobi.....	1	19 0	34 4	3 10	2 7	11
Port Sudan...	1	51 0	91 16	10 2	6 3	11
MOMBASA,		E.Af. Shillings	E.Af. Shillings	E.Af. Sh.Cts.	E.Af. Sh.Cts.	
to London.....	2	2820	5076	28 20	—	14/13
MONTREAL,		Can.$	Can.$	Can.$	per lb. Can.$	
to Accra.....	2	§ 690.00	§1242.00	§ 6.90	2.02	1/7
Amsterdam..	2	§ 369.00	§ 664.20	§ 3.69	1.07	1/5
Athens.....	2	§ 528.00	§ 950.40	§ 5.28	1.58	1/5
Bombay.....	1	§ 856.00	§1540.80	§ 8.56	2.32	1/18
Brussels.....	2	§ 360.00	§ 648.00	§ 3.60	1.06	1/5
Cairo.....	2	§ 607.00	§1092.60	§ 6.07	1.67	1/10, 1/18
Calcutta.....	2	§ 905.00	§1629.00	§ 9.05	2.47	1/18, 1/26
Delhi.....	2	§ 864.00	§1555.20	§ 8.64	2.33	1/18
Glasgow.....	2	§ 314.00	§ 565.20	§ 3.14	0.90	1
Hamburg.....	2	§ 390.00	§ 702.00	§ 3.90	1.18	1/6
Hong Kong...	2	§1042.00	§1875.60	§10.42	2.78	1/22
Johannesburg.....	2	§ 826.00	§1486.80	§ 8.26	2.22	1/13
Karachi.....	2	§ 820.00	§1476.00	§ 8.20	2.22	1/18, 1/26
Lagos.....	2	§ 686.00	§1234.80	§ 6.86	1.98	1/7
London.....	2	§ 336.00	§ 604.80	§ 3.36	0.97	1
Lydda.....	1	§ 607.00	§1092.60	§ 6.07	—	1/6
Malta.....	2	§ 498.00	§ 896.40	§ 4.98	1.39	1/9
Nairobi.....	2	§ 826.00	§1486.80	§ 8.26	2.23	1/13
Paris.....	2	§ 356.00	§ 640.80	§ 3.56	1.07	1/6
Prague.....	2	§ 415.00	§ 747.00	§ 4.15	1.24	1/6
Rome.....	2	§ 443.00	§ 797.40	§ 4.43	1.33	1/10, 1/18
Singapore.....	2	§1038.00	§1868.40	§10.38	2.72	1/26
Stockholm....	2	§ 426.00	§ 766.80	§ 4.26	§ 1.28	1/6
Tehran.....	1	§ 739.00	§1330.20	§ 7.39	2.05	1/9
Victoria Falls.....	2	§ 826.00	§1486.80	§ 8.26	2.23	1/13
Zurich.....	2	§ 389.00	§ 700.20	§ 3.89	1.19	1/6
MUKALLA,		£ s.	£ s.	s. d.	per kg. s. d.	
to Aden.....	1	12 0	21 12	2 5	—	11
NAIROBI,		E.Af. Shillings	E.Af. Shillings	E.Af. Sh.Cts.	E.Af. Sh.Cts.	
to Aden.....	1	800	1440	8 00	5 70	11
Asmara.....	1	1040	1872	10 50	7 50	11
Dar-es-Salaam.....	5	290	522	2 95	1 85	13, 14
Hargeisa.....	1	680	1224	6 90	4 50	11
Johannesburg.....	3	1060	1908	10 60	7 50	13
Khartoum.....	7	920	1656	9 20	5 00	13
London.....	7	2720	4896	27 20	11 20	13
Luxor.....	1	1520	2736	15 20	8 00	11
Mogadishu....	1	380	684	3 90	2 60	11
Montreal.....	2	§ 4099	§ 7379	§41 00	21 30	13/1
New York....	5	4169	7505	41 70	21 30	13/1
Port Sudan...	1	1220	2196	12 20	8 60	11
Tripoli.....	3	2140	3852	21 50	9 20	13

From	WSF	Single Fare	Return Fare	Excess Baggage Rate per kg.	Freight Rate per kg.	See Tables
NEW YORK, Cont.		U.S.$	U.S.$	U.S.$	per lb. U.S.$	
to Sydney (via U.K.)..	5	1398.00	2516.40	13.98	3.78	1/26, 1/30
Tehran.....	1	753.00	1355.40	7.53	2.11	1/9
Victoria Falls.....	3	840.00	1512.00	8.40	2.23	1/13
Vienna.....	5	443.00	797.40	4.43	1.36	1/6
Zurich.....	5	403.00	725.40	4.03	1.22	1/6
NICOSIA,		£ s.	£ s.	s. d.	per kg. s. d.	
to London.....	1	66 0	118 16	13 2	7 8	9
Rome.....	1	40 0	72 0	8 0	4 6	9
Tehran	1	42 0	75 12	8 5	5 5	9
PALEMBANG,		£ s.	£ s.	s. d.	s. d.	
to London.....	1	178 0	320 8	35 7	15 8	24/26, 24/30
New York....	1	264 15	476 11	53 0	—	24/26/1, 24/30/1
PARIS,		£ s.	£ s.	s. d.	s. d.	
to Montreal.....	2	§ 88 7	§ 159 1	§17 9	11 8	6/1
New York....	5	91 16	165 5	18 4	11 11	6/1
PENANG,		Mal.$	Mal.$	Mal.$	Mal.$	
to London.....■	7	1569.00	2840.00	△	—	24/18, 24/26, 24/30
PORT ELIZABETH,		S.A. £ s.	S.A. £ s.	S.A. s. d.	S.A. s. d.	
to London.....	6	175 0	315 0	35 0	17 5	15/13
PORT SAID,		£E Ms.	£E Ms.	£E Ms.	£E Ms.	
to London.....■	4	67 850	122 100	△	—	12/10, 12/18
PORT SUDAN,		£E Ms.	£E Ms.	£E Ms.	£E Ms.	
to Aden.....	1	29 250	52 650	0 295	0 155	11
Asmara.....	1	11 700	21 100	0 120	0 065	11
Cairo.....	2	29 250	52 650	0 295	0 170	11
Hargeisa.....	1	36 100	64 950	0 365	0 200	11
Jeddah.....	1	7 800	14 050	0 100	0 040	11
Luxor.....	2	19 500	35 100	0 195	0 110	11
Mogadishu....	1	49 750	89 550	0 500	0 305	11
Nairobi.....	1	59 500	107 100	0 595	0 420	11
PRAGUE,		Cz.Cr.	Cz.Cr.	Cz.Cr.	Cz.Cr.	
to Montreal.....	5	§ 20750	§ 37348	§ 208	136	6/1
New York....	5	21450	38610	215	143	6/1
RANGOON,		Rupees	Rupees	Rs. As.	Rs. As	
to Bangkok.....	2	187	336	1 15	1 0	22
Basra.....	2	1027	1848	10 5	7 5	22
Cairo.....	2	1440	2592	14 7	8 0	22
Calcutta.....	2	254	456	2 9	1 12	22
Hong Kong...	2	574	1032	5 12	3 15	22
Karachi.....	2	614	1104	6 2	5 7	22
London.....	2	2027	3648	20 5	9 1	22
Rome.....	2	1787	3216	17 15	8 7	22
Tokyo.....	1	1280	2304	12 13	7 7	22
ROME,		£ s.	£ s.	s. d.	s. d.	
to Abadan	1	70 0	126 0	14 0	8 7	9
Auckland.....	2	§ 256 0	§ 460 16	§51 2	30 9ø	26/28
Bahrain.....	1	75 0	135 0	15 0	9 7	18
Bangkok.....	2	§ 141 0	§ 253 16	§28 2	§16 3	22
Basra.....	5	68 0	122 8	13 7	§ 8 5	18, 22
Batavia.....	2	163 0	293 8	32 7	18 3	26
Bombay.....	1	108 0	194 8	21 7	12 8	18
Cairo.....	10	42 14	76 17	8 6	4 11	10, 18, 22, 26
Calcutta.....	7	122 0	219 12	24 5	14 11	18, 22, 26

From	WSF	Single Fare	Return Fare	Excess Baggage Rate per kg.	Freight Rate per kg.	See Tables
SINGAPORE Cont.		Mal.$	Mal.$	Mal.$	Mal.$	
to Rome.....	5	1339.00	2409.00	13.40	5.90	18,26, 30/10
Sydney.....	6	921.00	1658.00	9.20	5.70	30/10, 26
Tokyo.....	1	887.00	1596.00	8.90	3.20	23/22
ST. LOUIS,		U.S.$	U.S.$	U.S.$	U.S.$	
to London.....■	5	§ 405.10¶	§ 734.30¶	△	—	4/1
STOCKHOLM,		Sw. Kr.	Sw. Kr.	Sw. Kr.	Sw. Kr.	
to Montreal.....	2	§1531.00	§2755.00	§15.50	9.65	6/1
New York.....	5	1581.00	2846.00	15.85	10.10	6/1
SYDNEY,		A£ s.	A£ s.	As. d.	As. d.	
to Auckland.....	7	35 0	63 0	7 0	6 11	28
Bangkok.....	2	—	—	—	15 1	30
Basra.....	2	—	—	—	24 7	30
Batavia.....	4	122 10	220 10	24 6	15 3	26, 30
Cairo.....	6	275 0	495 0	55 0	25 0	26, 30
Calcutta.....	6	193 15	348 15	38 9	20 5	26, 30
Glasgow (via Canada)....	1	325 0	585 0	65 0	—	27
Glasgow (via U.S.A.).....	2	325 0¶	585 0¶	65 0	—	27
Hong Kong...	2	195 0	351 0	39 0	24 9*	26/23
Karachi.....	6	221 5	398 5	44 4	23 6	26, 30
London (via Canada)....	1	325 0	585 0	65 0	—	27
London (via India).....	6	325 0	585 0	65 0	27 0	26, 30
London (via U.S.A.).....	2	325 0¶	585 0¶	65 0	—	27
New York (via U.K.)..	5	§ 433 12	§ 780 9	§87 0	41 1	26/1, 30/1
Rome.....	4	305 0	549 0	61 1	25 10	26, 30/10
Singapore.....	6	135 0	243 0	27 0	16 6	26, 30
TABORA,		E. Af. Shillings	E. Af. Shillings	E. Af. Sh.Cts.	E. Af. Sh.Cts.	
to London.....■	1	2900	5220	△	—	14/13
TAKORADI,		W.A. £ s.	W.A. £ s.	W.A. s. d.	W.A. s. d.	
to London.....■	1	102 15	184 19	△	—	8/7
Cairo.....■	1	105 15	190 7	△	—	8/7/10
TEHRAN,		£ s.	£ s.	s. d.	s. d.	
to London.....	1	100 0	180 0	20 0	11 9	9
Montreal.....	1	§ 183 8	§ 330 3	§36 9	22 4	9/1
New York.....	1	186 17	336 7	37 4	23 0	9/1
Nicosia.....	1	42 0	75 12	8 5	5 5	9
Rome.....	1	78 0	140 8	15 7	9 4	9
Washington.....■	1	189 18¶	342 9¶	△	—	9/1/4
TOKYO (Yokohama),		£ s.	£ s.	s. d.	s. d.	
to Bangkok.....	1	86 0	154 16	17 2	10 3	22
Calcutta.....	1	111 0	199 16	22 2	12 8	22
Cairo.....	1	178 0	320 0	35 7	17 1	22
Hong Kong...	1	56 0	100 16	11 2	7 4	22
Karachi.....	1	134 0	241 4	26 10	15 5	22
London.....	1	215 0	387 0	43 0	19 6	22
Rangoon.....	1	96 0	172 16	19 2	11 1	22
Rome.....	1	§ 198 0	§ 356 8	§39 7	18 2	22
Singapore.....	1	104 0	187 4	20 10	13 11*	22/23
TORONTO,		Can.$	Can.$	Can.$	Can.$	
to Cairo.....■	2	§ 632.00	§1137.60	△	—	3/1/10, 3/1/18
Glasgow.....■	2	§ 339.00	§ 610.20	3.48	—	3/1
London.....■	2	§ 361.00	§ 649.80	3.70	—	3/1
TRIPOLI (Castel Benito),		£ s.	£ s.	s. d.	s. d.	
to Accra.....	5	68 0	122 8	13 7	8 8	7
Basra.....	2	—	—	—	8 2	30
Cairo.....	4	34 0	61 4	6 10	4 5	10, 30

ALL FARES AND RATES MARKED THUS § ARE EFFECTIVE FROM 17th OCTOBER

From	WSF	Single Fare	Return Fare	Excess Baggage Rate per kg.	Freight Rate per kg.	See Tables
NDOLA,		£ s.	£ s.	s. d.	s. d.	
to London.....	1	140 0	252 0	28 0	14 7	14/13
NEW YORK,		U.S.$	U.S.$	U.S.$	per lb. U.S.$	
to Abadan.....	1	721.00	1297.80	7.21	2.00	1/9
Accra.....	5	690.00	1242.00	6.90	2.09	1/7
Addis Ababa	2	838.00	1508.40	8.38	2.29	1/10/11
Aden.....	3	826.00	1486.80	8.26	2.19	1/10/11
Alexandria...	5	612.00	1101.60	6.12	1.73	1/13
Amsterdam..	5	383.00	689.40	3.83	1.13	1/5
Asmara.....	3	769.00	1384.20	7.69	2.08	1/10/11
Athens.....	5	542.00	975.60	5.42	1.60	1/5
Auckland (via U.K.)..	5	§1439.00	§2590.20	§14.39	—	1/26/28, 1/30/28
Augusta.....	5	483.00	869.40	4.83	1.45	1/13
Baghdad.....	3	681.00	1225.80	6.81	1.95	1/9, 1/10/12
Bahrain.....	3	741.00	1333.80	7.41	2.08	1/9, 1/18
Bangkok.....	4	987.00	1776.60	9.87	2.62	1/22, 1/30
Basra.....	5	713.00	1283.40	7.13	1.97	1/9, 1/18
Batavia.....	4	1076.00	1936.80	10.76	—	1/26, 1/30
Bermuda.....	7	70.00	126.00	0.70†	0.25	2
Berlin.....	5	§ 425.00	§ 765.00	§ 4.25	1.31	1/5
Bombay.....	1	870.00	1566.00	8.70	2.38	1/18
Brussels.....	5	374.00	673.20	3.74	1.12	1/5
Cairo.....	5	621.00	1117.80	6.21	1.73	1/10, 1/18
Calcutta.....	5	919.00	1654.20	9.19	2.53	1/22, 1/26
Colombo.....	1	942.00	1695.60	9.42	2.51	1/18
Damascus.....	4	621.00	1117.80	6.21	1.73	1/9
Dar-es-Salaam.....	1	840.00	1512.00	8.40	2.39	1/13
Delhi.....	3	878.00	1580.40	8.78	2.39	1/18
Dusseldorf....	5	§ 389.00	§ 700.20	§ 3.89	1.17	1/5
Frankfurt.....	5	401.00	721.80	4.01	1.20	1/5
Gander.....	5	86.00	156.10	0.86	0.38	1
Geneva.....	5	399.00	718.20	3.99	1.21	1/5
Glasgow.....	3	328.00	590.40	3.28	0.96	1
Hamburg.....	5	§ 404.00	§ 727.20	§ 4.04	1.24	1/5
Hong Kong...	2	1056.00	1900.80	10.56	2.84	1/22
Istanbul.....	3	§ 560.00	§1008.00	§ 5.60	1.73	1/6
Johannesburg.....	5	840.00	1512.00	8.40	2.23	1/13
Kano.....	5	658.00	1184.40	6.58	2.00	1/7
Karachi.....	5	834.00	1501.20	8.34	2.28	1/18, 1/26
Khartoum.....	5	733.00	1319.40	7.33	2.05	1/13
Kuwait.....	2	725.00	1305.00	7.25	2.02	1/9
Lagos.....	5	686.00	1234.80	6.86	2.04	1/7
London.....	5	350.00	630.00	3.50	1.03	1
Luxor.....	3	648.00	1166.40	6.48	1.90	1/13
Lydda.....	1	621.00	1117.80	6.21	—	1/6
Madrid.....	4	396.00	712.80	3.96	1.14	1/6
Malta.....	4	511.00	919.80	5.11	1.45	1/9, 1/18
Nairobi.....	5	840.00	1512.00	8.40	2.23	1/13
Palembang...	1	1067.00	1920.60	10.67	—	1/26/24, 1/30/24
Paris.....	5	370.00	666.00	3.70	1.09	1/6
Prague.....	5	429.00	772.20	4.29	1.30	1/6
Rome.....	5	457.00	822.60	4.57	1.36	1/10, 1/18
Shannon.....	2	317.00	570.60	3.17	0.92	1
Singapore.....	5	1051.00	1891.80	10.51	2.78	1/18, 1/26, 1/30
Stockholm....	5	440.00	792.00	4.40	§ 1.34	1/6

From	WSF	Single Fare	Return Fare	Excess Baggage Rate per kg.	Freight Rate per kg.	See Tables
ROME, cont.		£ s.	£ s.	s. d.	s. d.	
Colombo.....	1	126 0	226 16	25 2	§15 0	18
Damascus.....	1	45 10	81 18	9 1	5 3	9
Darwin.....	4	203 0	365 8	40 7	22 6	10/30, 26
Delhi.....	3	110 0	198 0	22 0	13 4	18
Hong Kong...	2	158 0	284 8	31 7	17 10	22
Karachi.....	8	98 0	176 8	19 7	11 11	18, 22, 26
London.....	12	28 10	51 6	5 8	4 0	9,10,18, 22, 26,
Montreal.....	2	§ 109 15	§ 197 11	§22 0	14 7	9/1, 18/1
New York....	5	113 3	203 13	22 8	14 10	9/1, 10/1, 18/1, 26/1
Nicosia.....	1	40 0	72 0	8 0	4 6	9
Rangoon.....	2	134 0	241 4	26 10	15 9	22
Singapore.....	5	157 0	282 12	31 5	17 2	10/30, 18,26
Sydney.....	4	244 0	439 4	48 10	26 0	10/30, 26
Tehran.....	1	78 0	140 8	15 7	9 8	9
Tokyo.....	1	§ 198 0	§ 356 8	§39 7	22 4ø	22
SAIGON,		£ s.	£ s.	s. d.	s. d.	
to London.....■	1	199 0	358 4	39 9	—	24/26
SALISBURY,		Rh. £ s.	Rh. £ s.	Rh. s. d.	Rh. s. d.	
to London.....	1	150 0	270 0	30 0	12 10	14/13
SAN FRANCISCO,		U.S.$	U.S.$	U.S.$	U.S.$	
to London.....■	5	§ 505.25¶	§ 920.90¶	△	—	27
SHANGHAI		Service	Tempora	rily Sus	pended	
SHANNON,		£ s.	£ s.	s. d.	s. d.	
to Bermuda.....	2	91 6	164 7	18 3	10 1	1/2
Gander.....	2	58 6	104 19	11 8	6 5	1
London.....	2	10 0	18 0	2 0	1 4	1
New York..	2	78 13	141 12	15 9	10 1	1
SINGAPORE,		Mal.$	Mal.$	Mal.$	Mal.$	
to Auckland.....	6	§1032.00	§1857.00	§10.30	7.70	26/28, 30/28
Bangkok.....	2	—	—	—	1.60	30
Basra.....	3	896.00	1612.00	9.00	5.40	18, 30
Batavia.....	6	154.00	277.00	1.60	1.00	24,26, 30
Bombay.....	1	597.00	1075.00	6.00	4.20	18
Cairo.....	7	1134.00	2041.00	11.40	5.60	18,26,30
Calcutta.....	6	461.00	829.00	4.70	3.20	26, 30
Colombo.....	1	427.00	768.00	4.30	2.90	18
Darwin.....	6	512.0	921.00	5.20	3.60	26, 30
Hong Kong...	2	410.00	737.00	4.10	2.90	23
Karachi.....	7	665.00	1197.00	6.70	4.80	18,26,30
London.....	7	1484.00	2670.00	14.90	6.50	18,26,30
Montreal.....	2	§2194.00	§3950.00	§22.00	11.10	26/1, 30/1
New York.....	5	2102.00	3784.00	21.10	11.30	18/1, 26/1, 30/1

From	WSF	Single Fare	Return Fare	Excess Baggage Rate per kg.	Freight Rate per kg.	See Tables
TRIPOLI (Castel Benito), Cont.		£ s.	£ s.	s. d.	s. d.	
to Johannesburg.....	3	143 0	257 8	28 7	14 5	13
Kano.....	5	55 0	99 0	11 0	6 0	7
Karachi.....	4	95 0	171 0	19 0	11 4	10/18, 30
Khartoum.....	3	64 0	115 4	12 10	6 11	13
Lagos.....	5	61 0	109 16	12 2	8 1	7
London.....	12	43 0	77 8	8 7	5 4	7, 10, 13,30
Nairobi.....	3	107 0	192 12	21 5	10 5	13
VANCOUVER,		Can.$	Can.$	Can.$	Can.$	
to London.....■	2	§ 513.20	§ 931.30	△	—	3/1
Glasgow.....■	2	§ 491.20	§ 891.70	△	—	3/1
VICTORIA FALLS,		Rh. £ s.	Rh. £ s.	Rh. s. d.	Rh. s. d.	
to Alexandria...	3	101 0	181 16	20 2	10 10	13
Augusta.....	3	129 0	232 4	25 10	11 3	13
Johannesburg.....	3	19 0	34 4	3 10	2 8	13
Kampala.....	3	42 0	75 12	8 5	5 6	13
Khartoum.....	3	74 0	133 4	14 10	9 4	13
London.....	3	150 0	270 0	30 0	12 10	13
Montreal.....	2	§ 204 19	§ 368 19	§41 0	21 3	13/1
New York.....	3	208 9	375 4	41 8	21 3	13/1
VIENNA,		£ s.	£ s.	s. d.	s. d.	
to New York....	5	109 18	197 17	22 0	14 10	6/1
WADI HALFA,		£E. Ms.	£E. Ms.	£E. Ms.	£E. Ms.	
to Addis Ababa	1	45 850	82 500	0 460	0 300	11
Aden.....	1	44 850	80 750	0 450	0 240	11
Asmara.....	1	27 300	49 150	0 275	0 150	11
Assab.....	1	39 000	70 200	0 390	—	11
Cairo.....	1	19 500	35 100	0 195	0 120	11
Jibuti.....	1	42 900	77 250	0 435	0 225	11
Khartoum.....	1	15 600	28 100	0 155	0 090	11
London.....	1	79 950	143 950	0 800	0 495	11/10
Luxor.....	1	9 750	17 600	0 100	0 060	11
WASHINGTON,		U.S.$	U.S.$	U.S.$	U.S.$	
to Bombay.....■	1	882.20¶	1590.40¶	△	—	4/1/18
Cairo.....■	5	632.20¶	1140.40¶	△	—	4/1/10, 4/1/18
Calcutta...■	5	930.20¶	1676.80¶	△	—	4/1/22, 4/1/26
Damascus....	4	632.20	1140.40	△	—	4/1/9
Delhi.....■	3	890.20¶	1604.80¶	△	—	4/1/18
Glasgow.....■	3	340.20¶	614.80¶	△	—	4/1
Johannesburg.....■	5	852.20¶	1536.40¶	△	—	4/1/13
Karachi.....■	5	846.20¶	1525.60¶	△	—	4/1/18, 4/1/26
London.....■	5	362.20¶	654.40¶	△	—	4/1
Tehran.....■	1	765.20¶	1379.80¶	△	—	4/1/9
WINNIPEG,		Can.$	Can.$	Can.$	Can.$	
to London.....■	2	§ 427.45	§ 769.40	△	—	3/1
Glasgow.....■	2nd	§ 405.45	§ 729.80	△	—	3/1
ZURICH,		Sw. Fr.	Sw. Fr.	Sw. Fr.	Sw. Fr.	
to Montreal.....	2	§1672.00	§3010.00	§16.80	11.25	6/1
New York.....	5	1731.00	3116.00	17.35	11.55	6/1

* Transhipment charges extra.

■ Hotel accommodation at transhipment point(s) is NOT provided. For details of transhipment point(s) apply to your Travel Agent or to any B.O.A.C. office.

△ Sector rates of the carrier concerned apply.

|| Return ticket valid one month—fare £11.

† First 15 kgs. of excess baggage will be charged at half the published rate.

ø Eastbound only.

¶ Supplemented fares within U.S.A. are charged by certain carriers when service operated by D.C.6 or Constellation aircraft. For further details apply to your Travel Agent or to any B.O.A.C. office.

Unless otherwise indicated, fares and rates are shown in English pounds; the equivalent fares and rates in local currency will be supplied upon application.

PASSENGER SERVICES

BRITAIN — CANADA — U.S.A. — BERMUDA

TABLE No. 1

CONSTELLATION BO 601		CONSTELLATION BO 501		CONSTELLATION BO 503				CONSTELLATION BO 504		CONSTELLATION BO 502		CONSTELLATION BO 602	
Days	L.T.	Days	L.T.	Days	L.T.			L.T.	Days	L.T.	Days	L.T.	Days
② ⑤	17.50	③ ⑦	17.30	①④⑥	17.50	dep. AIRWAYS TERMINAL	arr.	15.00		14.45		13.50	
	19.00		19.00		19.00	dep. LONDON AIRPORT	arr.	14 00		13.15		12.50	
	20.45		—		20.45	arr. PRESTWICK AIRPORT (for Glasgow)	dep.	12.15		—		11.05	
	22.15		—		22.15	dep. PRESTWICK AIRPORT (for Glasgow)	arr.	10.45	③⑥①	—		09.35	④ ⑦
	—		21.00		—	arr. SHANNON AIRPORT	dep.	—		11.15		—	
	—		22.15		—	dep. SHANNON AIRPORT	arr.	—		10.15	② ⑤	—	
③ ⑥	03.55	④ ①	03.15	②⑤⑦	03.55	arr GANDER	dep.	22.30		22.30		21.20	
	04.40		04.00		04.40	dep. GANDER	arr.	21.31		21.31		20.20	
	08.40		—		—	arr. MONTREAL	dep.	—		—		16.00	③ ⑥
			07.45		08 25	arr. NEW YORK	dep.	15.30	②⑤⑦	15.30	① ④		

With the exception of departures from terminal stations, all times are approximate due to the varying wind components encountered over the Atlantic.

TABLE No. 2

CONSTELLATION BO 654			CONSTELLATION BO 653	
Days	L.T.		L.T.	Days
※	17.30	dep. NEW YORK arr.	13.10	
	21.45	arr. BERMUDA dep.	10.30	※

Local times shown against Gander are effective from 3rd October. In the event of eastbound services overflying Gander, all arrival times will be between 1 and 2 hours earlier.

SOME *DAILY* LOCAL CONNECTIONS AT MONTREAL, NEW YORK, LONDON

TABLE No. 3

TRANS CANADA AIR LINES						TRANS CANADA AIR LINES				
L.T.	L.T.	L.T.	L.T.			L.T.	L.T.	L.T.	L.T.	
12.30	12.30	12.30	12.30	dep. MONTREAL	arr.	09.10	09.10	11.45	23.20	
21.20	14.20	23.05	18.20	arr. CALGARY / TORONTO / VANCOUVER / WINNIPEG	dep.	00.10	14 40	09.20	11.45	

TABLE No. 4

A.A.L.	U.A.L.	A.A.L.	U.A.L.	E.A.L.	A.A.L.	T.W.A.	A.A.L.			A.A.L.	T.W.A.	A.A.L.	E.A.L.	U.A.L.	A.A.L.	U.A.L.	A.A.L.
L.T.	L.T.	L.T.	L.T.	L.T.	L.T.	L.T.	L.T.			L.T.	L.T.	L.T.	L.T.	L.T.	L.T.	L.T.	L.T.
11.15	12.00	12.25	12.00	13.00	14.00	13.00	11.40	dep. NEW YORK	arr.	13 52	14.35	11.55	12.15	14.05	14.05	11.55	14.08
12.20	14.15	15.30	17.40	17.00	21.55	16.00	13.01	arr. BOSTON / CHICAGO / DETROIT / DENVER / MIAMI / LOS ANGELES / ST. LOUIS / WASHINGTON	dep.	12 35	09.10	23 00	08.15	03.00	12.00	08.00	13.00

TABLE No. 5

BRITISH EUROPEAN AIRWAYS CORPORATION										BRITISH EUROPEAN AIRWAYS CORPORATION							
L.T.	L.T.	L.T.	L.T.	L.T.	L.T.	L.T.	L.T.			L.T.	L.T.	L.T.	L.T.	L.T.	L.T.	L.T.	L.T.
14.30	09.06	09.27	15.36	09.21	09.36	10.36	14.30	dep. LONDON (Northolt)	arr.	11.42	17.49	20.14	19.21	14.49	20.28	18.49	11.42
16.00	11.00 next day arrives 14.40 on ②③⑤⑦	14 25	17.05 no dep. on ⑦	11.15 no dep. on ⑥⑦	11.00 no dep. on ①	13 35	18 00	arr. AMSTERDAM / ATHENS / BERLIN / BRUSSELS / DUSSELDORF / FRANKFURT / GENEVA / HAMBURG	dep.	08 00	14 55	17.30 no dep. on ①	16.50 no dep. on ⑥⑦	13.15 no dep. on ⑦	15.00	08.25 no dep. on ③	10.05

Explanation of symbols: ① Monday, ② Tuesday, ③ Wednesday, ④ Thursday, ⑤ Friday, ⑥ Saturday, ⑦ Sunday, ⚒ Weekdays, ※ Daily, Ⓝ Nightstop.

TABLE No. 6

BRITISH EUROPEAN AIRWAYS CORPORATION										BRITISH EUROPEAN AIRWAYS CORPORATION							
L.T.	L.T.	L.T.	L.T.	L.T.	L.T.	L.T.	L.T.			L.T.	L.T.	L.T.	L.T.	L.T.	L.T.	L.T.	L.T.
09 06 13 30 next day deps. on ③⑤⑦ only	09.24 19.30 next day deps. on ⑥ only	08.54 14.10 deps. on ②③⑤ ⑦ only	17.00 18.30	09.36 14.05 no dep. on ①	12 03 18.15	08.51 14.45 no dep. on ②	10.15 13.05	dep. LONDON (Northolt) arr. ISTANBUL / LYDDA / MADRID / PARIS / PRAGUE / STOCKHOLM / VIENNA / ZURICH	arr.	14.56 no dep. on ③ 11.55	14.56 08.30 no dep. on ③	15.28 09.15	20.14 15.15 no dep. on ①	15.05 13.30	19.00 13.25 deps. on ①③④ ⑥ only	16 21 next day 06.00 deps. on ④ only	18.49 14.30 deps. on ①④⑥ arrs. on ②⑤⑦

Service London/Lydda/London is operated in conjunction with Cyprus Airways Limited.

BRITAIN — NORTH AND WEST AFRICA

TABLE No. 7

YORK BO 251				YORK BO 252		
Days	L.T.			L.T.	Days	
①③④ ⑤⑥	15.15	dep. AIRWAYS TERMINAL	arr.	09.55		
	16.30	dep. LONDON AIRPORT	arr.	08.40		
②④⑤ ⑥⑦	00.40	arr. TRIPOLI (Castel Benito)	dep.	01.30	④⑥⑦ ①②	
	02.10	dep. TRIPOLI (Castel Benito)	arr.	23.55		
	08.25	arr. KANO	dep.	15.25		
	09.25	dep. KANO	arr.	14.25		
	12.05	arr. LAGOS	dep.	11.30		
	13.05	dep. LAGOS	arr.	10.30		
	13.35	arr. ACCRA	dep.	08.00	③⑤⑥ ⑦①	

SOME LOCAL CONNECTIONS IN WEST AFRICA

TABLE No. 8

DOVE W.A.A.C.		DOVE W.A.A.C.		DOVE W.A.A.C.				DOVE W.A.A.C.		DOVE W.A.A.C.		DOVE W.A.A.C.	
Days	L.T.	Days	L.T.	Days	L.T.			L.T.	Days	L.T.	Days	L.T.	Days
①	08.00	⑥	08.00			dep. KANO	arr.			15.10		15.35	
	09.05		09.15	⑤	08.00	arr. JOS / KADUNA / ACCRA	dep.			—		14.30	①
					08.55	arr. TAKORADI	dep.	18.20		10.20	④		
								17 25	②				

BRITAIN — ITALY — MALTA — CYPRUS — SYRIA — IRAQ — IRAN — PERSIAN GULF

TABLE No. 9

SKYMASTER BO 308		YORK BO 208		SKYMASTER BO 200		SKYMASTER BO 206				SKYMASTER BO 207		SKYMASTER BO 201		YORK BO 209		SKYMASTER BO 309	
Days	L.T.	Days	L.T.	Days	L.T.	Days	L.T.			L.T.	Days	L.T.	Days	L.T.	Days	L.T.	Days
③	14.00	①	14 15	⑤	15.30	① ⑤	14.45	dep. AIRWAYS TERMINAL	arr.	08.30		17.50		07.35		10.00	
	15.30		15.30		17.00		16.15	dep. LONDON AIRPORT	arr.	07.30	④ ①	16.35		06.20		09.00	
	—		20 50		22.50		—	arr. ROME	dep.	—		10.30	①	00.50	④	—	
	—		22 20	⑥	00.01		—	dep. ROME	arr.	—		20.25	Ⓝ	22.10		—	
	23.00		—		—		23.50	arr. MALTA	dep.	23.30		—		—		01.00	
④	00.01		—		—	② ⑥	01.15	dep. MALTA	arr.	22.00		—		16.00		00.01	⑤
	—	②	06 00		—		—	arr. NICOSIA	dep.	—		—		14.15		—	
	—		07 00		—		—	dep. NICOSIA	arr.	—		—		—		—	
	07.50		—		09.20		09.05	arr. DAMASCUS (for Beirut)*	dep.	15.45		12.45		—		17.45	
	08.50		—		10.30		10.05	dep. DAMASCUS (for Beirut)*	arr.	14.45		11.45		—		16.45	
	12.35		—		—		—	arr. BAGHDAD	dep.	—		—		—		14.45	④
			14.15		—		—	arr. TEHRAN	dep.	—		—		10.00	③		
					16.30		—	arr. ABADAN	dep.	—		08.30	⑦				
							—	dep. ABADAN	arr.	—							
							15.35	arr. BASRA	dep.	11.00							
							16.35	dep. BASRA	arr.	10.00							
							17.20	arr. KUWAIT	dep.	09.15							
							17.50	dep. KUWAIT	arr.	08.45							
							20.20	arr. BAHRAIN	dep.	08.00	③ ⑦						

* Surface transport to or from Damascus is provided for passengers travelling from or to Beirut.

Explanation of symbols: ① Monday, ② Tuesday, ③ Wednesday, ④ Thursday, ⑤ Friday, ⑥ Saturday, ⑦ Sunday, ⚒ Weekdays, ※ Daily, Ⓝ Nightstop.

BRITAIN — ITALY — NORTH AFRICA — EGYPT

Other Speedbird Services operating between London and Cairo are detailed in tables 18, 22, 26 and 30.

YORK BO 310	YORK BO 304	TABLE No. 10	YORK BO 305	YORK BO 311
Days L.T.	Days L.T.		L.T. Days	L.T. Days
①③ 17.30	②⑤ 17.30	dep. AIRWAYS TERMINAL arr.	13.10	11.45
18.45	18.45	dep. LONDON AIRPORT arr.	11.55	10.30
②④ 00.05	—	arr. ROME dep.	—	05.00
01.35	—	dep. ROME arr.	—	03.35 ③⑤
—	③⑥ 02.55	arr. TRIPOLI (Castel Benito) dep.	04.45	—
—	04.25	dep. TRIPOLI (Castel Benito) arr.	03.15 ④⑦	—
09.05	09.50	arr. CAIRO dep.	21.30 ③⑥	21.30 ②④

Through bookings between Cairo and Accra, Lagos or Kano via Tripoli can be arranged without difficulty.

EGYPT — SUDAN — ERITREA — ETHIOPIA — EAST AFRICA

DAKOTA BO 460	DAKOTA BO 465	DAKOTA BO 463/458	DAKOTA BO 467/469	TABLE No. 11	DAKOTA BO 468/466	DAKOTA BO 459/462	DAKOTA BO 464	DAKOTA BO 461
Days L.T.	Days L.T.	Days L.T.	Days L.T.		L.T. Days	L.T. Days	L.T. Days	L.T. Days
	③ 06.15	⑤ 01.00	⑦ 01.00	dep. CAIRO arr.	19.30	18.50	17.15	
	—	—	—	arr. LUXOR dep.	17.15	16.35	15.00	
	—	—	—	dep. LUXOR arr.	16.45	16.05	14.30	
	—	06.15	06.15	arr. JEDDAH dep.	13.50	—	—	
	—	06.55	06.55	dep. JEDDAH arr.	13.10	—	—	
	—	—	07.45	arr. PORT SUDAN dep.	11.15	12.35	—	
	—	—	08.25	dep. PORT SUDAN arr.	10.35	11.55	—	
	09.45	—	—	arr. WADI HALFA dep.	—	—	12.25	
	10.15	—	—	dep. WADI HALFA arr.	—	—	11.55	
	13.00	—	—	arr. KHARTOUM dep.	—	—	08.55	
	13.55	—	—	dep. KHARTOUM arr.	—	—	07.55	
	Ⓝ 17.50	10.20	11.30	arr. ASMARA dep.	09.25	10.45	06.15 ②	
	④ 06.15	11.15	12.30	dep. ASMARA arr.	08.25	09.55	13.05 Ⓝ	
	07.55	—	—	arr. KAMARAN dep.	—	—	11.25	
	08.35	—	—	dep. KAMARAN arr.	—	—	10.45	
	09.45	—	—	arr. ASSAB dep.	—	—	09.35	
	10.15	—	—	dep. ASSAB arr.	—	—	09.05	
	—	14.40	—	arr. ADDIS ABABA dep.	—	06.30 ⑥	—	
	—	⑥ 08.00	—	dep. ADDIS ABABA arr.	—	17.25	—	
	11.00	10.15	—	arr. JIBUTI dep.	—	15.00	08.20	
	11.40	10.55	—	dep. JIBUTI arr.	—	14.20	07.40	
	12.50	12.05	Ⓝ 15.20	arr. ADEN dep.	05.30 ④	13.00 ⑤	06.30 ①	
⑦ 08.00			① 05.30	dep. ADEN arr.	17.20 Ⓝ			13.10
—			07.10	arr. HARGEISA dep.	15.40			—
—			07.50	dep. HARGEISA arr.	15.00			—
—			11.20	arr. MOGADISHU dep.	11.40			—
—			12.00	dep. MOGADISHU arr.	11.00			—
10.15			16.05	arr. NAIROBI (Eastleigh) dep.	07.00 ③			11.00 ⑦
				arr. MUKALLA dep.				

SOME LOCAL CONNECTIONS IN EGYPT — LEBANON — IRAQ

BEECHCRAFT MISRAIR	VIKING MISRAIR	VIKING IRAQI A'WYS.	TABLE No. 12	VIKING IRAQI A'WYS.	VIKING MISRAIR	BEECHCRAFT MISRAIR
Days L.T.	Days L.T.	Days L.T.		L.T. Days	L.T. Days	L.T. Days
②③⑤⑦ 07.00	※ 08.00	③ ⑦ 08.30	dep. CAIRO arr.	12.20	12.45	11.15
07.45	—	—	arr. PORT SAID dep.	—	—	10.30 ②③⑤⑦
	10.00	10.50	arr. BEIRUT dep.	—	10.45 ※	
		14.55	arr. DAMASCUS dep.	09.10		
			arr. BAGHDAD dep.	07.30 ② ⑥		

Explanation of symbols: ① Monday, ② Tuesday, ③ Wednesday, ④ Thursday, ⑤ Friday, ⑥ Saturday, ⑦ Sunday, ⚒ Weekdays, ※ Daily, Ⓝ Nightstop.

BRITAIN — SICILY — NORTH AFRICA — EGYPT — SUDAN — EAST & SOUTH AFRICA

SOLENT BO 155	SOLENT BO 157	SKYMASTER SA 201	SOLENT BO 103	TABLE No. 13	SOLENT BO 104	SKYMASTER SA 202	SOLENT BO 158	SOLENT BO 156
Days L.T	Days L.T.	Days L.T.	Days L.T.		L.T. Days	L.T. Days	L.T. Days	L.T. Days
⑥⑦④ 17.00	② 17.00	②④⑥ 07.30	②③⑤ 06.45	dep. AIRWAYS TERMINAL arr.	19.00	14.00	18.15	18.15
—	—	09.00	—	dep. LONDON AIRPORT arr.	—	12.40	—	—
⑦①⑤ 08.30	③ 07.30	—	11.30	dep. SOUTHAMPTON arr.	15.00	—	14.15	14.15
15.30	14.30	—	Ⓝ 18.45	arr. AUGUSTA dep.	07.45 ④⑥①	—	07.00	07.00
16.30	15.30	—	③④⑥ 06.30	dep. AUGUSTA arr.	13.00 Ⓝ	—	05.00	05.00
—	—	17.00	—	arr, TRIPOLI (Castel Benito) dep.	—	05.55	—	—
—	—	18.30	—	dep. TRIPOLI (Castel Benito) arr.	—	04.25 ③⑤①	—	—
22.30	21.30	—	12.30	arr. ALEXANDRIA dep.	09.00 ③⑤⑦	—	00.30 ⑥	00.30 ③④①
①②⑥ 00.01	23.00	—	14.00	dep. ALEXANDRIA arr.	18.30 Ⓝ	—	22.30	22.30
—	—	—	Ⓝ 16.30	arr. LUXOR dep.	—	—	—	—
—	—	—	④⑤⑦ 05.30	dep. LUXOR arr.	—	—	—	—
06.00	④ 05.00	③⑤⑦ 02.40	09.15	arr. KHARTOUM dep.	12.30	19.40	16.30	16.30
07.00	06.00	03.55	10.15	dep. KHARTOUM arr.	11.30	18.10	15.30	15.30
—	—	—	Ⓝ 17.00	arr. KAMPALA dep.	06.45 ②④⑥	—	—	—
—	—	—	⑤⑥① 08.00	dep. KAMPALA arr.	16.30 Ⓝ	—	—	—
14.30	13.30	—	—	arr. NAIROBI (Naivasha) dep.	—	—	10.30	10.30 ②③⑦
	14.30	—	—	dep. NAIROBI (Naivasha) arr.	—	—	09.00	
	—	10.55	—	arr. NAIROBI (Eastleigh) dep.	—	13.10	—	
	—	12.55	—	dep. NAIROBI (Eastleigh) arr.	—	11.40	—	
	17.00	—	—	arr. DAR-ES-SALAAM dep.	—	—	06.30 ⑤	
		—	Ⓝ 13.50	arr. VICTORIA FALLS (For Livingstone) dep.	08.00 ①③⑤	—		
		—	⑥⑦② 08.30	dep. VICTORIA FALLS arr.	14.30 Ⓝ	—		
		19.55	—	arr. JOHANNESBURG (Palmietfontein) dep.	—	02.01 ②④⑦		
			12.00	arr. JOHANNESBURG (Vaaldam) dep.	11.00 ⑦②④			

Surface transport is available between Victoria Falls/ Livingstone and is additional to the published fare.

The Skymaster service SA 201/202 is operated by South African Airways in association with B.O.A.C.

SOME LOCAL CONNECTIONS IN EAST & SOUTH AFRICA

DOVE E.A.A.C.	LOCKHEED E.A.A.C.	VIKING/DOVE C.A.A.	TABLE No. 14	DOVE/VIKING C.A.A.	LOCKHEED E.A.A.C.	DOVE E.A.A.C.
Days L.T.	Days L.T.	Days L.T.		L.T. Days	L.T. Days	L.T. Days
③ ⑤ 06 30	② ④ 07.30	⑤ 07.30	dep. NAIROBI arr.	16.00	17.00	17.25
08 05	⑥ ⑦ —	—	arr. MOMBASA dep.	—	—	16 20 ③ ⑤
	10.00	—	arr. DAR-ES-SALAAM dep.	—	14.30	
	11.50	—	arr. LINDI dep.	—	12.20 ② ④ ⑥ ⑦	
		09.30	arr. TABORA dep.	14.00		
		12.40	arr. NDOLA dep.	09.25		
		Ⓝ 15.45	arr. SALISBURY dep.	07.00 ⑦		
		⑥ 10.15	arr. BEIRA dep.	11.15 ⑥		

SKYMASTER S.A.A.	LOCKHEED S.A.A.	TABLE No. 15	LOCKHEED S.A.A.	SKYMASTER S.A.A.
Days L.T.	Days L.T.		L.T. Days	L.T. Days
※ 08.15	⚒ 08.00	dep. JOHANNESBURG arr.	17.05	20.40
—	09.45	arr. DURBAN dep.	15.15	—
—	11.50	arr. EAST LONDON dep.	13.15	—
—	13.10	arr. PORT ELIZABETH dep.	11.35	—
12.05	—	arr. GEORGE dep.	10.10	—
	15.35	arr. CAPETOWN dep.	08.30 ⚒	17.00 ※

VIKING S.A.A.	TABLE No. 16	VIKING S.A.A.
Days L.T.		L.T. Days
⚒ 07.00	dep. JOHANNESBURG arr.	18.20
09.20	arr. BULAWAYO dep.	16.00 ⚒

LOCKHEED S.A.A.	TABLE No. 17	LOCKHEED S.A.A.
Days L.T.		L.T. Days
① ⑤ 07.45	dep. JOHANNESBURG arr.	16.45
09.25	arr. LOURENCO MARQUES dep.	15.00
11.50	arr. DURBAN dep.	12.35 ① ⑤

Explanation of symbols: ① Monday, ② Tuesday, ③ Wednesday, ④ Thursday, ⑤ Friday, ⑥ Saturday, ⑦ Sunday. ⚒ Weekdays, ※ Daily, Ⓝ Nightstop.

BRITAIN — MALTA — EGYPT — IRAQ — PERSIAN GULF — PAKISTAN — INDIA — CEYLON — MALAYA

TABLE No. 18

YORK BO 778 Days	YORK BO 778 L.T.	YORK BO 750 Days	YORK BO 750 L.T.	LANCASTRIAN BO 754/756 Days	LANCASTRIAN BO 754/756 L.T.			LANCASTRIAN BO 755/757 L.T.	LANCASTRIAN BO 755/757 Days	YORK BO 751 L.T.	YORK BO 751 Days	YORK BO 779 L.T.	YORK BO 779 Days
③	15.30	⑦④⑤	15.45	①	07.30	dep. AIRWAYS TERMINAL	arr.	20.00		07.15		10.15	
	17.00		17.00		08.45	dep. LONDON AIRPORT	arr.	18.45		06.00		09.00	
	22.20		22.20		—	arr. ROME	dep.	—		00.30	⑤②③	03.30	
	23.50		23.50		—	dep. ROME	arr.	—		23.05		02.05	⑦
	—		—		15.00	arr. MALTA	dep.	12.15		—		—	
	—		—		16.00	dep. MALTA	arr.	11.15		—		—	
④	07.20	①⑤⑥	07.20		22.00	arr. CAIRO	dep.	07.00	②	17.00		20.00	
	09.30		09.30	②	00.01	dep. CAIRO	arr.	13.45	Ⓝ	14.50		17.25	
	—		15.30		—	arr. BASRA	dep.	09.30		10.20		—	
	—		16.30		—	dep. BASRA	arr.	08.30		09.20		—	
	17.15		—		—	arr. BAHRAIN	dep.	—		—		13.15	
	18.15		—		—	dep. BAHRAIN	arr.	—		—		12.15	
⑤	01.00	②⑥⑦	01.55	Ⓝ	13.30	arr. KARACHI	dep.	04.30	①	05.00	④①②	08.00	⑥
			05.30	③	06.00	dep. KARACHI	arr.	15.50	Ⓝ	16.30	Ⓝ		
			09.00		—	arr. DELHI	dep.	—		13.00			
			10.00		—	dep. DELHI	arr.	—		11.30			
			14.15		—	arr. CALCUTTA	dep.	—		07.00	③⑦①		
					09.20	arr. BOMBAY	dep.	12.45					
					10.20	dep. BOMBAY	arr.	11.45					
				Ⓝ	15.20	arr. COLOMBO	dep.	06.30	⑦				
				④	06.00	dep. COLOMBO	arr.	15.35	Ⓝ				
					16.20	arr. SINGAPORE	dep.	08.30	⑥				

SOME LOCAL CONNECTIONS IN BURMA — INDIA — PAKISTAN

TABLE No. 19

DAKOTA BHARAT A'WYS. Days	DAKOTA BHARAT A'WYS. L.T.	DAKOTA ORIENT A'WYS. Days	DAKOTA ORIENT A'WYS. L.T.			DAKOTA ORIENT A'WYS. L.T.	DAKOTA ORIENT A'WYS. Days	DAKOTA BHARAT A'WYS. L.T.	DAKOTA BHARAT A'WYS. Days
※	07.45	②④⑥	07.00	dep. CALCUTTA	arr.	18.00		11.25	
	09.20		08.30	arr. CHITTAGONG	dep.	16.05		09.50	※
			11.40	arr. RANGOON	dep.	13.15	②④⑥		

TABLE No. 20

DAKOTA PAK AIR Days	DAKOTA PAK AIR L.T.			DAKOTA PAK AIR L.T.	DAKOTA PAK AIR Days
※	06.00	dep. KARACHI	arr.	20.20	
	10.00	arr. LAHORE	dep.	16.20	※

TABLE No. 21

VIKING AIR INDIA Days	VIKING AIR INDIA L.T.			VIKING AIR INDIA L.T.	VIKING AIR INDIA Days
※	08.30	dep. BOMBAY	arr.	16.30	
	13.25	arr. MADRAS	dep.	11.00	※

Explanation of symbols: ① Monday, ② Tuesday, ③ Wednesday, ④ Thursday, ⑤ Friday, ⑥ Saturday, ⑦ Sunday, ⚒ Weekdays, ※ Daily, Ⓝ Nightstop.

ROUND-THE-WORLD AIR TRAVEL

B.O.A.C. now offers extensive facilities for "round the world" travel. Passengers may choose any route from over 1,000 selections at the standard fare of £421 17 0 ($1700)—or £468 ($1886) for routes via Australia and New Zealand. Full details may be obtained from any B.O.A.C. office or your local Travel Agent.

BRITAIN — ITALY — EGYPT — IRAQ — PAKISTAN — INDIA — BURMA — SIAM — CHINA — JAPAN

TABLE No. 22

ARGONAUT BO 908 Days	ARGONAUT BO 908 L.T.	ARGONAUT BO 906 Days	ARGONAUT BO 906 L.T.			ARGONAUT BO 907 L.T.	ARGONAUT BO 907 Days	ARGONAUT BO 909 L.T.	ARGONAUT BO 909 Days
②	09.00	⑤	09.00	dep. AIRWAYS TERMINAL	arr.	20.10		20.10	
	10.30		10.30	dep. LONDON AIRPORT	arr.	18.55		18.55	
	14.40		14.40	arr. ROME	dep.	14.10		14.10	
	16.10		16.10	dep. ROME	arr.	12.40		12.40	
	23.00		23.00	arr. CAIRO	dep.	07.00	①	07.00	⑤
③	00.30	⑥	00.30	dep. CAIRO	arr.	16.20	Ⓝ	16.20	Ⓝ
	05.55		05.55	arr. BASRA	dep.	12.50		12.50	
	07.25		07.25	dep. BASRA	arr.	11.20		11.20	
Ⓝ	15.45	Ⓝ	15.45	arr. KARACHI	dep.	08.00	⑦	08.00	④
④	04.00	⑦	04.00	dep. KARACHI	arr.	17.10	Ⓝ	17.10	Ⓝ
	10.00		10.00	arr. CALCUTTA	dep.	11.05		11.05	
	11.30		11.30	dep. CALCUTTA	arr.	09.35		09.35	
Ⓝ	15.30	Ⓝ	15.30	arr. RANGOON	dep.	07.30	⑥	07.30	③
⑤	07.00	①	07.00	dep. RANGOON	arr.	15.20	Ⓝ	15.20	Ⓝ
	09.25		09.25	arr. BANGKOK	dep.	13.55		13.55	
	10.25		10 25	dep. BANGKOK	arr.	12.25		12.25	
	17.40	Ⓝ	17.40	arr. HONG KONG	dep.	09.30	⑤	09.30	②
		②	08.15	dep. HONG KONG	arr.	16.40	Ⓝ		
			—	arr. SHANGHAI	dep.	—			
			—	dep. SHANGHAI	arr.	—			
			16.50	arr. TOKYO (Yokohama)	dep.	09.00	④		

Owing to conditions in Shanghai, service BO 906/7 will temporarily operate the Hong Kong/Tokyo/Hong Kong sector direct.

HONG KONG — MALAYA

TABLE No. 23

ARGONAUT BO 961 Days	ARGONAUT BO 961 L.T.			ARGONAUT BO 960 L.T.	ARGONAUT BO 960 Days
② ⑥	10.00	dep. HONG KONG	arr.	17.00	
	15.45	arr. SINGAPORE	dep.	08.30	③ ⑦

SOME LOCAL CONNECTIONS IN MALAYA — BORNEO — INDONESIA — F. INDO CHINA — CHINA

TABLE No. 24

DAKOTA MALAYAN AIRWAYS Days	L.T.	Days	L.T.	Days	L.T.			DAKOTA MALAYAN AIRWAYS L.T.	Days	L.T.	Days	L.T.	Days	L.T.	Days
③ ⑦	08.00	※	07.30	②	08.00	③	07.00	18.15		18.15		18.00		15.30	
	11.00		—		—		—	—		—		—		12.30	
	15.00		—		—		—	—		—		—		09.30	
	16.00		—		—		—	—		—		16.35		08.30	① ④
			09.00		—		—	—		—		15.25			
			10.10		—		—	—		—		—			
			10.50		—		—	—		—		14.30	※		
			11.30		—		—	—		—					
					09.30		—	—		15.45					
					12.45		—	—		14.30	②				
							09.30	14.15	③						
							13.30								

dep. SINGAPORE	arr.		
arr. KUCHING	dep.		
arr. LABUAN	dep.		
arr. JESSELTON	dep.		
arr. KUALA LUMPUR	dep.		
arr. IPOH	dep.		
arr. TAIPING	dep.		
arr. PENANG	dep.		
arr. PALEMBANG	dep.		
arr. BATAVIA	dep.		
arr. KOTA BHARU	dep.		
arr. SAIGON	dep.		

HONG KONG — CHINA — PHILIPPINES

TABLE No. 25

DAKOTA HONG KONG AIRWAYS Days	DAKOTA HONG KONG AIRWAYS L.T.	ARGONAUT HONG KONG AIRWAYS Days	ARGONAUT HONG KONG AIRWAYS L.T.			ARGONAUT HONG KONG AIRWAYS L.T.	ARGONAUT HONG KONG AIRWAYS Days	DAKOTA HONG KONG AIRWAYS L.T.	DAKOTA HONG KONG AIRWAYS Days
※	09.00	①	09.00	dep. HONG KONG	arr.	17.10		15.35	
	09.50		—	arr. CANTON	dep.	—		14.45	※
			11.20	arr. MANILA	dep.	12.50	①		

Explanation of symbols: ① Monday, ② Tuesday, ③ Wednesday, ④ Thursday, ⑤ Friday, ⑥ Saturday, ⑦ Sunday, ⚒ Weekdays, ※ Daily, Ⓝ Nightstop.

BRITAIN — ITALY — EGYPT — PAKISTAN — INDIA — MALAYA — INDONESIA — AUSTRALIA

Service BO 704/5 is operated by B.O.A.C. in association with Q.E.A.

Note.—See Tables 28, 29 for local services to and from Sydney.

TABLE No. 26

CONSTELLATION EM 502 Days	EM 502 L.T.	CONSTELLATION BO 704 Days	BO 704 L.T.			CONSTELLATION BO 705 L.T.	BO 705 Days	CONSTELLATION EM 501 L.T.	EM 501 Days
⑦ ④	06.30	③Alt.①⑤	06.30	dep. AIRWAYS TERMINAL	arr.	18.20		18.20	
	08.00		08.00	dep. LONDON AIRPORT	arr.	17.05		17.05	
	12.00		12.00	arr. ROME	dep.	12.30		12.30	
	13.35		13.35	dep. ROME	arr.	11.00		11.00	
Ⓝ	20.05	Ⓝ	20.05	arr. CAIRO	dep.	06.00	⑦ ③	06.00	⑤ ②
① ⑤	08.00	④Alt.②⑥	08.00	dep. CAIRO	arr.	14.30	Ⓝ	14.30	Ⓝ
	20.30		20.30	arr. KARACHI	dep.	08.00	⑥ ②	08.00	④ ①
② ⑥	00.01	⑤Alt.③⑦	00.01	dep. KARACHI	arr.	19.35	Ⓝ	19.35	Ⓝ
	05.30		05.30	arr. CALCUTTA	dep.	13.45		13.45	
	07.00		07.00	dep. CALCUTTA	arr.	12.15		12.15	
Ⓝ	16.15	Ⓝ	16.15	arr. SINGAPORE	dep.	07.00	⑤ ①	07.00	③ ⑦
③ ⑦	10.55	⑥Alt.④①	08.30	dep. SINGAPORE	arr.	16.50	Ⓝ	14.30	Ⓝ
	—		11.30	arr. BATAVIA	dep.	15.50		—	
	—		13.00	dep. BATAVIA	arr.	13.25		—	
	21.25		21.25	arr. DARWIN	dep.	08.00		08.00	
④ ①	00.30	⑦Alt.⑤②	00.30	dep. DARWIN	arr.	05.15	④ ⑦	05.15	② ⑥
	09.00		09.00	arr. SYDNEY	dep.	21.30	③ ⑥	21.30	① ⑤

Service EM 501/2 is operated by Q.E.A. in association with B.O.A.C. On this service Rome is a technical call only, no commercial traffic to or from this point may be accepted.

If a call at Basra is made westbound for operational reasons, arrival time at Cairo will be 2½ hours later than shown.

BRITAIN — CANADA — U.S.A. — AUSTRALIA — NEW ZEALAND

See also Table No. 1 for full details of Atlantic services.

TABLE No. 27

CONSTELLATION BO 601 Days	BO 601 L.T.	CONSTELLATION BO 503 Days	BO 503 L.T.	CONSTELLATION BO 501 Days	BO 501 L.T.			CONSTELLATION BO 502 L.T.	BO 502 Days	CONSTELLATION BO 504 L.T.	BO 504 Days	CONSTELLATION BO 60* L.T.	BO 60* Days
⑤	17.50	① ⑥	17.50	③	17.30	dep. AIRWAYS TERMINAL	arr.	14.45		15.00		13.50	
	19.00		19.00		19.00	dep. LONDON AIRPORT	arr.	13.15	⑤	14.00		12.50	
	20.45		20.45		—	arr. PRESTWICK AIRPORT	dep.	—		12.15		11.05	
	22.15		22.15		—	dep. PRESTWICK AIRPORT	arr.	—		10.45	③ ⑥	09.35	④
⑥	08.40		—		—	arr. MONTREAL	dep.	—		—		16.00	③
	—	② ⑦	08.25	④	07.45	arr. NEW YORK	dep.	15.30	④	15.30	② ⑤	—	
		Ⓝ				*Trans-Canada Air Lines*					Ⓝ		Ⓝ
⑥	12.30		—		—	dep. MONTREAL	arr.	—		—		14.35	②
⑥ Ⓝ	23.05		—		—	arr. VANCOUVER	dep.	—		—		21.15*	①
						United Air Lines							
	—	③ ⑦	23.00	④	23.00	dep. NEW YORK	arr.	10.55	④	10.55	① ⑤	—	
	—	④ ①	07.35	⑤	07.35	arr. SAN FRANCISCO	dep.	21.30	③	21.30	⑦ ④	—	
						Trans-World Airlines							
	—	③ ⑦	21.00	④	21.00	dep. NEW YORK	arr.	07.55	④	07.55	① ⑤	—	
	—	④ ①	05.35	⑤	05.35	arr. SAN FRANCISCO	dep.	16.45	③	16.45	⑦ ④	—	
						British Commonwealth Pacific Airlines							
①	07.00		—		—	dep. VANCOUVER	arr.	—		—		14.35	Ⓝ
	12.30	④ ①	12.30	⑤	12.30	dep. SAN FRANCISCO	arr.	09.40	③	09.40	⑦ ④	09.40	⑦
	20.05		20.05		20.05	arr. HONOLULU	dep.	22.30		22.30		22.30	
	23.00		23.00		23.00	dep. HONOLULU	arr.	13.25		13.25		13.25	
②	05.20	⑤ ②	05.20	⑥	05.20	arr. CANTON ISLAND	dep.	05.00		05.00		05.00	
	06.20		06.20		06.20	dep. CANTON ISLAND	arr.	04.00	②	04.00	⑥ ③	04.00	⑥
						—INTERNATIONAL DATE LINE—							
③	10.20	⑥ ③	10.20	⑦	10.20	arr. FIJI	dep.	22.00		22.00		22.00	
	12.00		12.00		12.00	dep. FIJI	arr.	20.20		20.15		20.15	
	18.05		18.05		—	arr. SYDNEY	dep.	—		11.00	⑥ ③	11.00	⑥
					17.20	arr. AUCKLAND	dep.	15.00	②				

*Change of service at Toronto.

Times shown against New York for domestic services are E.S.T.

Times shown against S. Francisco are P.S.T.

SOME LOCAL CONNECTIONS IN AUSTRALIA — NEW ZEALAND — FIJI

TABLE No. 28

SANDRINGHAM T.E.A.L. Days	T.E.A.L. L.T.	CATALINA Q.E.A. Days	Q.E.A. L.T.			CATALINA Q.E.A. L.T.	Q.E.A. Days	SANDRINGHAM T.E.A.L. L.T.	T.E.A.L. Days
※	06.00	Alt. ②	21.00	dep. SYDNEY	arr.	20.00		14.00	
	16.00		—	arr. AUCKLAND	dep.	—		08.00	※
			07.00	arr. NOUMEA	dep.	12.00			
			15.00	arr. FIJI	dep.	06.00	Alt. ⑤		

TABLE No. 29

CONVAIR/DAKOTA T.A.A. Days	T.A.A. L.T.			CONVAIR T.A.A. L.T.	T.A.A. Days
※	10.05	dep. SYDNEY	arr.	19.40	
	12.25	arr. MELBOURNE	dep.	17.35	
	15.55	arr. HOBART	dep.	09.50	※

Explanation of symbols: ① Monday, ② Tuesday, ③ Wednesday, ④ Thursday, ⑤ Friday, ⑥ Saturday, ⑦ Sunday, ⚒ Weekdays, ※ Daily, Ⓝ Nightstop.

FREIGHTER SERVICES & REGULATIONS

TABLE No. 30

LANCASTRIAN BO 702 Days	BO 702 L.T.			LANCASTRIAN BO 703 L.T.	BO 703 Days
② ⑥	20.00	dep. LONDON AIRPORT	arr.	20.00	
③ ⑦	03.50	arr. TRIPOLI (*Castel Benito*)	dep.	13.10	
	05.20	dep. TRIPOLI (*Castel Benito*)	arr.	11.40	
	10.30	arr. CAIRO	dep.	05.50	
	12.30	dep. CAIRO	arr.	03.50	⑥ ③
	18.10	arr. BASRA	dep.	23.35	
	19.10	dep. BASRA	arr.	22.35	
④ ①	04.10	arr. KARACHI	dep.	18.35	
	08.00	dep. KARACHI	arr.	16.35	
	14 50	arr. CALCUTTA	dep.	09.30	⑤ ②
⑤ ②	05.00	dep. CALCUTTA	arr.	15.10	
	11.30	arr. BANGKOK	dep.	11.30	
	12.30	dep. BANGKOK	arr.	10.30	
	17.30	arr. SINGAPORE	dep.	06.30	④ ①
⑥ ③	06.45	dep. SINGAPORE	arr.	16.15	
	10.05	arr. BATAVIA	dep.	13.45	
	11.05	dep. BATAVIA	arr.	12.45	
	20.55	arr. DARWIN	dep.	06.00	
	22.55	dep. DARWIN	arr.	04.00	
⑦ ④	04.05	arr. CLONCURRY	dep.	00.15	③ ⑦
	05.05	dep. CLONCURRY	arr.	23.15	
	10.50	arr. SYDNEY	dep.	17.30	② ⑥

In addition to this special service, freight is carried on all our scheduled passenger aircraft to the destinations served by B.O.A.C. Please consult your Freight Agent for details and rates.

CONDITIONS OF CARRIAGE

Freight is carried in accordance with the Corporation's General Conditions of Carriage which are displayed in all receiving depots. A copy of the Conditions can be had on request.

RATES

All freight rates included in this timetable are quoted from airport to airport.

HEAVY CONSIGNMENTS

A reduction of approximately 25% of the freight rate is applicable to consignments over 45 kilos in weight.

LIGHT AND BULKY PACKAGES

Any package whose volume exceeds 440 c. ins. per kilo will be charged (per kilo) rate quoted, applied per unit of 440 c. ins.

PACKAGES OF EXCEPTIONAL WEIGHT OR SIZE

In cases where consignments are of exceptionally heavy weight or large size, shippers should first contact our local Agent or any of our offices.

VALUABLE CARGO

Special rates are charged for the carriage of gold bullion, and of all cargo having a value of more than £50 per kilo.

VALUATION CHARGE

All goods are subject to an additional valuation charge assessed on the declared value of the consignment.

TRANSHIPMENT CHARGES

Where consignments are transhipped en route an additional fee is sometimes levied.

REFORWARDING

Goods for destinations other than the arrival airport can be accepted and arrangements made for reforwarding in accordance with sender's instructions.

INSURANCE

The Corporation can undertake to effect insurance on behalf of shippers if it is required.

GENERAL

For any further particulars you are invited to apply to our Freight Agents or to any of our offices.

Explanation of symbols: ① Monday, ② Tuesday, ③ Wednesday, ④ Thursday, ⑤ Friday, ⑥ Saturday, ⑦ Sunday, ⚒ Weekdays, ※ Daily, Ⓝ Nightstop.

1949—1950

OCTOBER							NOVEMBER							DECEMBER							JANUARY							FEBRUARY							MARCH						
Sun.	–	2	9	16	23	30	Sun.	–	6	13	20	27		Sun.	–	4	11	18	**25**		Sun.	1	8	15	22	29		Sun.	–	5	12	19	26		Sun.	–	5	12	19	26	
Mon.	–	3	10	17	24	31	Mon.	–	7	14	21	28		Mon.	–	5	12	19	**26**		Mon.	2	9	16	23	30		Mon.	–	6	13	20	27		Mon.	–	6	13	20	27	
Tue.	–	4	11	18	25	–	Tue.	1	8	15	22	29		Tue.	–	6	13	20	27		Tue.	3	10	17	24	31		Tue.	–	7	14	21	28		Tue.	–	7	14	21	28	
Wed.	–	5	12	19	26	–	Wed.	2	9	16	23	30		Wed.	–	7	14	21	28		Wed.	4	11	18	25	–		Wed.	1	8	15	22	–		Wed.	1	8	15	22	29	
Thu.	–	6	13	20	27	–	Thu.	3	10	17	24	-		Thu.	1	8	15	22	29		Thu.	5	12	19	26	–		Thu.	2	9	16	23	–		Thu.	2	9	16	23	30	
Fri.	–	7	14	21	28	–	Fri.	4	11	18	25	–		Fri.	2	9	16	23	30		Fri.	6	13	20	27	–		Fri.	3	10	17	24	–		Fri.	3	10	17	24	31	
Sat.	1	8	15	22	29	–	Sat.	5	12	19	26	–		Sat.	3	10	17	24	31		Sat.	7	14	21	28	–		Sat.	4	11	18	25	–		Sat.	4	11	18	25	–	

PASSENGER REGULATIONS & INFORMATION

RESERVATIONS
To ensure your passage on the required date, a reservation should be made and fare or deposit paid well in advance. At destination or transfer points you are advised to confirm return or onward reservations.

CANCELLATION OF RESERVATIONS
If you have to cancel or defer your reservation, please let us know at the earliest possible moment and return your ticket. We cannot guarantee refund of fare for reservations cancelled or transferred at short notice.

AIRPORT DEPARTURE FORMALITIES
It is essential that you report to the departure Terminal or Airport no later than the time advised, as this allows the *minimum* time to complete all embarkation formalities. Flights cannot be delayed to accommodate passengers arriving late, and we cannot accept any responsibility in such cases.

PASSPORTS, PERMITS AND VISAS
All B.O.A.C. and Agents' Offices will gladly help you to obtain all necessary travel documents—passports, endorsements, visas or permits—at a small charge. Some Consulates, however, insist on personal attendance. When travelling remember to carry your passport. Do not pack it!

HEALTH REGULATIONS
Valid certificates of inoculation and/or vaccination, issued on a special international form, are an indispensable requirement of most countries. Please ask our advice on what is necessary in your case. Certificates should be carried attached to your passport.

YOUR TICKET AND CONDITIONS OF CONTRACT
Your ticket is issued subject to these Regulations and to our General Conditions of Carriage of Passengers and Baggage, of which you will find an extract in the ticket. The Conditions are exhibited in full at all British Overseas Airways Corporation offices.

RETURN TICKETS
Return tickets cost approximately 10% less than two single fares and are normally valid for one year.
Special return tickets allowing approximately 10% rebate are issued on certain routes covering circle trips, round-the-world tours, and return from a different point from that to which you travelled on the outward journey. Excursion fares and special fares for schoolchildren are also available in certain circumstances.
Interchange arrangements between B.O.A.C. and some other air carriers enable passengers to utilise the combined services at special fares. Please apply for full details.

CHILDREN AND INFANTS
An infant under two accompanied by an adult, and not occupying a separate seat, is charged at 10% of the published fare. Additional infants under two accompanying the same adult, an infant under two occupying a separate seat and children between the ages of two and twelve are charged half-fare. Age is taken as at the beginning of the outward journey.

WHAT YOUR FARE INCLUDES
Besides the actual carriage by air, and free baggage allowance, your fare includes accommodation at nightstops, and all meals and gratuities in flight and on the ground from the departure of your aircraft until arrival at the airport destination shown on the flight coupon of your ticket. Transport between town and airport (except in Canada, U.S.A. and Bermuda) is also included. At points of transfer to direct connecting services, hotel accommodation and meals are provided when your journey is entirely on B.O.A.C. services, or when it involves other carriers with whom we have an arrangement for a special through fare. For all other journeys involving carriers with whom we have no such arrangement (i.e. journeys marked ■ in the Index, pages 4 to 9 of this timetable, where the through fare is the sum of several sector fares) hotel bills, etc., incurred at connecting points will be your own responsibility. For the type of journey which may involve carriage over certain sectors by local carriers, the regulations, particularly in respect of baggage allowances and the provision of meals and hotel accommodation, may differ.

TAXES
Any ticket, transportation or other taxes imposed by Governmental Authority are additional to the fare and payable by you, either with the fare, or in local currency upon arrival or departure. Please ask for advice at the time of booking.

STOPOVERS
You may break your journey at one or more places en route yet retain the benefit of the through fare, provided that you give us notice when you make your reservation. Hotel expenses at each stopover will be your responsibility.

CAMERAS
Except on our Atlantic routes, cameras (and sometimes binoculars) must remain inaccessible during flight. In some cases they may be packed in registered baggage, but in others they must be handed to B.O.A.C. staff to be placed in sealed containers. They should be declared to Customs whenever baggage is examined.

FREE BAGGAGE ALLOWANCE
The usual free allowance of baggage is 30 kilos (approx. 66 lb.) but varies from 20 kilos (approx. 44 lb.) for short journeys to 40 kilos (approx. 88 lb.) for round-the-world journeys. Children at half-fare get the adult allowance. Infants travelling on the 10% fare basis have no free allowance, but a carrycot or portable cradle is allowed as part of the child's personal weight. In addition to your free baggage allowance, personal articles which you carry—such as a lady's handbag, spare overcoat, binoculars, etc.—will be carried free. Please note that brief cases, attaché cases and parcels are NOT included in this category, and will be weighed as part of your free allowance.

EXCESS BAGGAGE
Baggage in excess of your free allowance will be subject to excess baggage charges, which are listed in the Index, pages 4 to 9, of this timetable. Passengers travelling together may in certain circumstances group their baggage, thereby benefiting from the collective free allowances. If you would like to check the weight of your baggage before departure, our offices will be pleased to assist you. Subject to space being available, excess baggage travels on the same aircraft as the passenger. Please enquire in advance regarding the facilities for forwarding your baggage unaccompanied at cheaper rates.

VALUATION CHARGE
We invite you to declare value of baggage, registered and unregistered. For baggage declared at a value of £25 or less, there is no valuation charge. Baggage declared to be worth more than £25 (U.S. $100) is subject to a valuation charge on the excess value at the rate of 9d. (15 cents) for each £25 (U.S. $100) or fraction thereof. A declaration exceeding £1,500 (U.S. $6,000) from any one passenger cannot be accepted. In the absence of a specific declaration of value, you will be presumed to have declared a value not exceeding £25.

YOUR BAGGAGE
Before you depart, all your baggage will be weighed; the bulk will be registered and labelled "Not Required on Voyage" and will not be accessible during flight. When nightstops are involved, everything needed should be packed in one bag which will be registered and labelled "Required at Nightstops" and will be available only as indicated. Articles, including toilet requisites, etc., for use during flight should be packed separately in a small bag or brief case not exceeding 5 kilos in weight, which will be weighed but not registered and will be left in your custody. You will be well advised while present shortages exist, to carry your own soap and towels for use in hotels. May we ask you to take special care, particularly at stopping places, of small personal articles and of unregistered baggage as the Corporation cannot accept responsibility for their safety.

VALUABLES
Valuable articles, such as jewellery, should be carried personally whenever possible. Please remember that the transfer of valuables is governed by currency regulations—you should ask your Travel Agent or B.O.A.C. for advice on this point.

PROHIBITED ARTICLES
Government regulations do not permit the carriage of inflammable or explosive material in aircraft. You are, therefore, reminded not to carry in your baggage or on your person any articles which are easily ignited, such as cigarette lighter fluid, matches, photographic flash bulbs, etc. The only exception is that where smoking is allowed on aircraft, you may carry a small supply of safety matches or a lighter on your person.

SMALL CHANGE FOR YOUR JOURNEY
You will find B.O.A.C. currency coupons indispensable, particularly at nightstop places in the non-Sterling Area where encashment is limited to £1 10s. per night.

TRAVELLERS' CHEQUES
Travellers' cheques encashable in the Sterling Area may be obtained at our London offices and at some overseas offices, or from your Travel Agent. In the Sterling Area application for Travellers' Cheques encashable in specified territories outside the Sterling Area must be made through your bank or certain Travel Agents.

HOTEL ACCOMMODATION ON ARRIVAL
Accommodation is limited at most destinations so you should always see that your rooms have been booked for you in advance.

ANIMALS, BIRDS OR OTHER LIVESTOCK cannot normally be carried.

PUNCTUALITY
Although we do everything in our power to ensure the punctuality of our services, B.O.A.C. cannot accept responsibility for any delay or suspension of a service, nor can we guarantee that connections will be made with other air services or with surface carriers.

CONSULT YOUR TRAVEL AGENT OR B.O.A.C.
It is impossible in the space available here to give more than an outline of points for your guidance. For greater detail we would refer you to our booklet "Before You Take Off." Any Travel Agent or B.O.A.C. office, however, will gladly supply further information concerning schedules, travel formalities, etc., and offer you every possible assistance.



In the East you can find beauty, mystery, pomp and ceremony, but on the airfield Shell's traditional efficiency predominates.

The fuelling crews of Shell Aviation Service are typical of Shell service everywhere. In drilling an oil well, in manufacturing gasoline, lubricants and chemicals, in bringing tankers over the oceans, Shell take pride in their work, in the quality of their products and in their service to the customer.

The Shell fuelling crew on the airport will remind you that . . . **YOU CAN DEPEND ON SHELL**

SHELL